

# Chat about Childcare

## Welcome to the December edition of Chat about Childcare.

This has been another busy term for many of our services, and I know that many of you will be enjoying the Christmas celebrations of parties, nativities and concerts.

In this edition some of you have shared the events, activities and experiences that you have been part of this autumn. We are always interested in hearing from you and sharing your practice, so please get in touch and tell us your story.

I hope you enjoy this edition and share it with colleagues, parents and friends.

I would like to take this opportunity to wish you all a Merry Christmas and a very happy 2017.

*Jean E. McKeown*

**Councillor Jean McKeown**

Chair, South Lanarkshire Early Years  
and Childcare Partnership

If you need this information in another language or format, please contact us to discuss how we can best meet your needs. **Phone: 0303 123 1015**  
**Email: [equalities@southlanarkshire.gov.uk](mailto:equalities@southlanarkshire.gov.uk)**  
**[www.southlanarkshire.gov.uk](http://www.southlanarkshire.gov.uk)**

## Greenhills Primary Nursery Class

### Greenhills Primary School Nursery Class - Parent Stay and Play

Parents of children who attend Greenhills Primary School nursery class were invited to Stay and Play with their child for an hour during the week beginning 3rd October 2016. The number of parents attending each session was limited to four so that the playroom was not overcrowded and there was more opportunity for parents to move around the room along with their child. Parents were encouraged to join in and engage with their child's learning. This was also an opportunity for parents to see the wide range of activities and play experiences that are available for the children. Feedback from parents was very positive. One parent commented; "I really enjoyed being welcomed into the nursery. It was great to see what my child does each day." A further opportunity for parents to Stay and Play will be offered in May next year.

For further  
information,  
please contact  
Greenhills  
Nursery on  
01355 241646 or  
[gw12phinjen@  
glow.sch.uk](mailto:gw12phinjen@glow.sch.uk)



Issue 20  
December 2016



# Christmas baking ideas!



These cute and comical Rudolph marshmallow decorations are so easy to make. Each Rudolph is dipped in melted milk chocolate and topped with pretzel antlers and a red sweetie nose.

The kids are going to love making these delicious Christmas tree decorations. You can attach string to the pretzel antlers to hook them onto the tree.

## Ingredients

- Large marshmallows
- Pretzels
- Red Skittles or Smarties
- Ready-to-roll white and black icing
- 100g milk chocolate

## Equipment

- Greaseproof paper
- Wooden board
- String or ribbon to hook onto tree

## Step 1

Line a wooden or plastic board with greaseproof paper, you can secure it using cellotape. Melt your bar of chocolate in the microwave in short bursts, take out of the microwave and cool slightly by continuously stirring.

Next, dip each marshmallow into the chocolate covering the base and the edges of the marshmallow.

Place on the greaseproof paper and pop in the fridge to set for 10 mins.



## Step 2

Take the chocolate-covered marshmallows out of the fridge and flip upside down. Put a small drop of the melted chocolate onto the back of the marshmallow and press down the pretzels to make the antlers.

Flip them back over so the pretzels are on the greaseproof paper. Continue to do this with all your marshmallows and then pop back into the fridge to set for a further 10 mins.



## Step 3

Meanwhile, make Rudolph's eyes using ready-to-roll icing. Roll out a pea-sized piece of white fondant and then roll out an even smaller piece of black fondant for the centre of the eye and press both together.





#### Step 4

Take the marshmallows out of the fridge and add the red sweetie nose with a dab of melted chocolate as glue. Add the eyes the same way.



#### Step 5

Pop them back into the fridge to let them set for a final 10 mins.

#### Step 6

Thread some ribbon or string around the pretzel antlers and place on the tree.



## Sweetie Bauble Decorations

These fun decorations need no cooking so they're perfect for making with the kids this Christmas. All you need to do is melt the chocolate for them, then watch their little hands get dirty! Feel free to buy different kinds of edible decorations for the kids to really get creative with. You can buy all sorts of things, like edible glitter or little icing balls to help them decorate. Let their imagination run away with them with this super simple recipe that makes 4 edible baubles.

#### Ingredients

- 1 large bag Jelly Tots (or sweets of your choice)
- 1 100g bar of white chocolate
- 2 Rice Krispie Squares

#### You will also need

- Ribbon (to hang to the tree)

#### Method

1. Melt the chocolate in the microwave in short bursts, stirring in between. Be careful to check regularly as white chocolate is very temperamental to work with.
2. Cut the Rice Krispie Squares in half then shape into balls with your hands.



3. Dunk one ball at a time in the cooled white chocolate then place on a piece of greaseproof paper. Gently place the sweets onto the white chocolate, pressing down to ensure they stick. Leave the bottom free from sweets.
4. Once all the balls are covered, place in the fridge to set.
5. When the balls are set, remove from the fridge and gently turn over so the sweet-free base is face up.
6. Cut a length of ribbon and place both ends on the base and cover with a thick layer of the melted chocolate to stick. Place back in the fridge until firmly attached, then hang from your tree.





# Early Learning unit

Event: Stay and Play Day: 28th Sept 2016

The purpose of the event is to give parents, carers and grandparents an opportunity to spend time with their child and explore some of their learning opportunities both indoor and outdoor.

There is a programme of planned focused curricular areas with experiences available on the day. The programme sets out the experience offered, the learning intention, the resources used and the development opportunities.

This is a hands on day for everyone to get involved. Experiences such as Story telling using a variety of resources, joining in with action songs, sensory experiences and exploring our outdoor environment such as our mud kitchen and Forest school were just a few of the learning experiences on offer.

At this event we also incorporate MacMillan's biggest annual Coffee Morning. The staff, parents and carers baked or donated cakes for this event and enjoyed a cuppa and cake after they have had time in the playroom with their child.

This is our 2nd year running the event and it has been a great success. We are very thankful to everyone who joined us on this day and for their kind donations on raising £469.63.

For further information, please contact the early Learning Unit on 01698 281228 or [gw14eluooffice@glow.sch.uk](mailto:gw14eluooffice@glow.sch.uk)









# Early Learning and Childcare

As part of the development of Early Learning and Childcare and continuous improvement, a new approach to support for Early Learning and Childcare establishments across South Lanarkshire has been implemented.

Since 1st August 2016, a new structure has been in place with very specific remits and focus.

Morag McDonald is still the Early Years Strategic Manager, and we now have 4 Early Learning and Childcare Locality Lead Officers.

Each Officer has the responsibility for leading on and supporting the quality improvement agenda across all Early Learning and Childcare establishments within their locality. In addition, they also have line management responsibility for our local authority nursery centre Managers.

- Jennifer McCormick – Hamilton/Larkhall/Blantyre/Uddingston/Bothwell
- Mairead Maxwell – Cambuslang/Rutherglen
- Janice Tod – East Kilbride/Strathaven
- Carol Wright – Clydesdale

As well as the remit within the localities, all have a strategic remit that they have responsibility for leading on.

- Morag continues to lead the service with everything that brings and one of her main priorities over the next few years is the expansion of Early Learning and Childcare from 600 hours to 1140 hours by 2020.
- Jennifer has lead responsibility for Partner Provider developments and Regulation of Care
- Mairead has lead responsibility for Curriculum and Training
- Janice has lead responsibility for Inclusion
- Carol has lead responsibility for Quality and Innovation

All Early Learning and Childcare establishments will have had a visit from their Locality Officer, and further visits will be arranged for the new term.

For further information or to contact the team:

**Morag McDonald**  
Early Years Strategic Manager

01698 454474

[Morag.McDonald@southlanarkshire.gov.uk](mailto:Morag.McDonald@southlanarkshire.gov.uk)

**Jennifer McCormick**  
Early Learning and Childcare Locality Lead Officer  
(Hamilton/Larkhall/Blantyre/Uddingston/Bothwell)

01698 454973

[Jennifer.McCormick@southlanarkshire.gov.uk](mailto:Jennifer.McCormick@southlanarkshire.gov.uk)

**Carol Wright**  
Early Learning and Childcare Locality Lead Officer  
(Clydesdale)

01698 454189

[Carol.Wright@southlanarkshire.gov.uk](mailto:Carol.Wright@southlanarkshire.gov.uk)

**Mairead Maxwell**  
Early Learning and Childcare Locality Lead Officer  
(Cambuslang/Rutherglen)

01698 454285

[Mairead.Maxwell@southlanarkshire.gov.uk](mailto:Mairead.Maxwell@southlanarkshire.gov.uk)

**Janice Tod**  
Early Learning and Childcare Locality Lead Officer  
(East Kilbride)

01698 454100

[Janice.Tod@southlanarkshire.gov.uk](mailto:Janice.Tod@southlanarkshire.gov.uk)







# *A Blueprint for 2020: The Expansion of Early Learning and Childcare in Scotland*

## *Overview*

The Scottish Government's aim is to make Scotland the best place in the world to grow up, and to give all of our children the best possible start in life.

It is widely acknowledged that the provision of universally accessible and high quality early learning and childcare enriches children with the skills and confidence to carry into and multiply throughout school, and is a cornerstone for closing attainment and inequality gaps.

That is why we will deliver a transformative change in the Early Learning and Childcare (ELC) provision by almost doubling the free entitlement to 1140 hours per year by 2020.

Through this Blueprint Consultation we have set out the Scottish Government's high level vision for the expansion in ELC provision in Scotland. This will be underpinned by the principles of Quality, Flexibility, Accessibility and Affordability.

We are at a pivotal moment in developing the policy approach which will shape how this vision is delivered. This consultation will help support the development of these policy approaches.



**The Scottish Government**

## *Why We Are Consulting*

Alongside the current Governance Review, we are using the Blueprint Consultation to seek views on the range of policy choices that we face, including funding models and phasing of provision, as we take forward the commitment to providing 1140 hours per year of early learning and childcare by 2020. These are important choices which will ultimately shape the future direction and structure of the ELC sector.

There is currently a substantial amount of planning and research work being undertaken to inform the actions that will drive the required expansion to 1140 hours, including: the commencement in January 2017 of a programme of trials to test new and innovative ELC delivery models across Scotland; development of new leading good design guidance for ELC settings in summer 2017; a substantial recruitment drive across the ELC sector and the development of a Skills Investment Plan for the ELC sector; and an intensive programme of infrastructure investment.

We are committed to continuing to work with partners and stakeholders on the development of the expanded ELC policy, and are grateful for the input from The ELC Strategic Forum and others in helping to shape the vision and high level objectives for the expansion as set out in this document.

We are now inviting, as part of this consultation, input on the range of key policy choices for delivering this vision.

Responses will be analysed independently and a response to consultation findings will be published in the spring of 2017.

Closing date for the consultation is 9th January 2017. To access the consultation, please go to [www.consult.scotland.gov.uk/creating-positive-futures/expansion-of-early-learning-and-childcare/consult\\_view](http://www.consult.scotland.gov.uk/creating-positive-futures/expansion-of-early-learning-and-childcare/consult_view)

***\*Between November 2016 and January 2017, South Lanarkshire Council will be carrying out a wide ranging consultation, including the views of parents, staff and children. The outcome of this will be published in the New Year.\****





## Happy Feet Nursery and Out of School Care

A Larkhall nursery has won the Nursery Team category in the recently held Scottish NMT Nursery Awards 2016.

This award goes to the staff team that has developed an excellent standard of childcare and education through exceptional group work. The team will demonstrate outstanding values and a commitment to working together for the common good of the children.

Happy Feet Nursery and Out of School Club were nominated for the Nursery Team Award 2016 as well as finalists in three individual categories; Nursery Practitioner of the Year (Sarah Dunne), Nursery Personality (Amy Melvin), and Nursery Manager (Shirley Clark).

The judges chose Happy Feet because the team displayed passion and expertise combined with innovative processes, focussing on improving outcomes for children, and involving the whole staff team. There was an ethos of empowering the team and their enthusiasm was inspiring.

*Shirley Clark*

**(nursery manager) said:**

“We are absolutely delighted and thrilled to have won this prestigious award and be recognised within our sector in Scotland. It shows how fantastic our staff team are and how well they work together to achieve the best outcomes for the children in our care. To be a finalist in four categories shows the high level of commitment and expertise our staff team possess. This latest award success adds to our previous wins; Indoor Learning Environment 2014, Nursery Personality 2013 and Nursery Business Newcomer 2012 to make us a 4-time winner! It gives the staff a huge morale boost knowing they are doing a fantastic job on a daily basis, and a great boost to put our local town on the map as a leading childcare provider in Lanarkshire.”

If you would like to know more about the excellent services they provide, then give them a call on 01698 313111 or visit their website [www.happyfeetnursery.com](http://www.happyfeetnursery.com) for further information.

Winners of the Scottish NMT Nursery Awards 2016 were presented with their trophies by Edward Reid at the high profile Gala Night held on Friday 2nd September at the Glasgow Hilton Hotel, attended by 400 guests.



### About the Awards

Scottish NMT Nursery Awards 2016 is an annual event organised by Nursery Management Today, the leading business publication in the nursery sector and sponsored by key companies providing services in the sector. The Awards are designed to discover and reward the very best people in the Scottish Nursery Sector. There were 11 categories to enter overall and there were four or five finalists in each category with two independent judges. For more information and all categories, please visit [www.nmt-magazine.co.uk/scottishawards/](http://www.nmt-magazine.co.uk/scottishawards/)







Community Learning and Home School Partnership

# Scottish Education Awards!

Community Learning and Home School Partnership were delighted to have 3 projects make it through to the Finals of the prestigious Scottish Education Awards 2016 with the PROFF (Promoting the Roles of Father Figures) securing the prize in the Parents as Partners Category.

Esol Families Project were finalists in the Transforming Lives Through Partnership sections. The project was launched to support nursery and primary school families whose first language was not English. Through fun after school sessions, the families are supported to develop language skills that help them become more confident in engaging with all aspects of school life. Esol Families Project is currently run in the Hamilton and Rutherglen areas. Families can self refer or be referred via a service or establishment.

Parent Helper Louise Summers was a finalist in the Parents as Partners category. Louise began volunteering with the 21st Century Families project which aims to promote positive play for families away from screen based activities. Louise went on to roll out the programme to a further 5 primary schools as well as supporting the Scotland Reads programme.

PROFF were ecstatic winners of the Parents as Partners category. The group is made up of male carers from across the Hamilton and Blantyre areas who want to spend positive time with their children. The group organise a range of activities and camping trips that allow dads to have time out with their children. Over 100 male carers and 170 children have been involved with the project since it began. Judges recognised the positive impact that the project had both on the families and also on the children's learning and community capacity building.

A huge well done to all involved in the projects!

For further information on any of the projects please contact Fiona Robertson, Senior Community Learning and Home School Partnership Worker on 01698 452214 or [fiona.robertson@southlanarkshire.gov.uk](mailto:fiona.robertson@southlanarkshire.gov.uk)

## The Hamilton Hub

CLHSP have joined forces with Community Links to extend the services on offer in Hillhouse Community Centre. Community Links and their volunteers ran a successful range of community initiatives including a SELECT hub, where you can get help with everything IT; Food Co-op and a community café. CLHSP saw the potential to support our ESOL learners to integrate into the community by offering Guidance Interviews for both ESOL and Adult Literacy and also a conversation café within the setting. Learners have the option to drop in and receive support and hopefully link in with other community activities. The Hub runs on a Thursday at Hillhouse Centre 12-4pm - why not pop along and see what's on offer?

For further information on any of the Hamilton Hub, please contact Fiona Robertson, Senior Community Learning and Home School Partnership Worker on 01698 452214 or [fiona.robertson@southlanarkshire.gov.uk](mailto:fiona.robertson@southlanarkshire.gov.uk)





# *SDS Individual Learning Accounts (ILA)*

Get up to £200 towards the costs of learning or training with an SDS Individual Learning Account (ILA).

## *What could you do with up to £200 for learning or training?*

You could use the money to build up your skills. Or learn something new to take your career in a different direction. Whatever you want to do, there is a wide range of courses on offer, all over Scotland.

And because it's not a loan, you don't need to worry about paying it back.

Sounds good? Check if you're eligible below, and find out how to apply. Then when you receive your ILA number, you can book a course.

## *Are you eligible?*

Use our eligibility checklist to find out. To apply, you must be:

- A British citizen or
- A national of a member state of the European Economic Area who has utilised their 'right of residence' or
- Settled within the United Kingdom within the meaning of section 33(2A) of the Immigration Act 1971. You are only eligible for support if you are 'settled within the UK'. If you are in Scotland on a temporary student or work visa then you are not entitled to SDS Individual Learning Account funding. 'Settled' means being both ordinarily resident in the UK, and without any immigration restriction on the length of your stay in the UK.

'Settled' can include those with Indefinite Leave to Remain/Enter and those with Refugee status. You do not have 'settled status' if you have a time limit on the length of your stay in the UK, as shown by your current immigration permission. For example, those with 'Limited Leave'.


### And

- You must be ordinarily resident\* in Scotland.
- Aged 16 years or over
- Have an income of £22,000 or less, or be in receipt of a qualifying benefit
- Not hold a UK degree or postgraduate qualification or overseas equivalent
- Not enrolled in any form of secondary, further or higher education
- You are considered to be in secondary education until the date you leave school
- You are considered to be in further or higher education from the date you enrol on your course
- You can't use ILA to fund any part-time course that is already funded by the part-time fee grant
- If you're participating in training through the Employability Fund or Modern Apprenticeship, or participating on the Community Jobs Scotland programme you're not eligible for ILA.

Please note: If your application for ILA funding is successful, you will be unable to apply for a Student Awards Agency For Scotland (SAAS) Part-Time Fee Grant for the duration of your ILA learner year.







If you have previously opened an Individual Learning Account and wish to renew it, we will need to confirm your continued eligibility. To find out more contact us on 0800 917 8000.

## *How to book your course*

When you receive your ILA number? Then it's time to book a course.

Here's how it works. You'll follow this process every time you use funds from your ILA:

### **Check your course**

First, check that your learning provider is registered with ILA, and that the course you want is eligible. You can't use your ILA funds for courses which are not listed in the ILA database. Use the Learn and train search to find eligible courses, or call the ILA helpline on 0800 917 8000 to check before you book.

### **Enrol**

Enrol for the course and tell the provider that you want to use your ILA funds to help pay for it. Give them your ILA number.

### **Your details go in**

The learning provider will enter the details of your chosen course on the ILA system, which will reserve the money required in your account. It won't actually be paid out until you've started the course.

### **Confirmation**

We'll send you confirmation of the course details and a statement showing how much of your account will be used to pay for it. You'll also receive a learning token, which you must keep safe until the course begins.

### **Pay the balance**

If your ILA funding doesn't cover the full cost of the course, pay the learning provider any balance you owe.

### **Hand in your learning token**

Give the learning token to your learning provider when you attend the first class. If it's a distance learning course, send the token to the provider when you've received your learning materials and are happy with them. This is confirmation that you're happy for your ILA funds to be paid towards the course.

### **Your funds are paid**

The learning provider will put the details on to the ILA system, and the money reserved in your account will be paid to them.

Use the link below to find out more.

[www.myworldofwork.co.uk/learn-and-train/sds-individual-learning-accounts-ila](http://www.myworldofwork.co.uk/learn-and-train/sds-individual-learning-accounts-ila)





# Crossbasket Nursery

Crossbasket Nursery School held a coffee morning on Saturday 1st October from 11am-1pm. On the day we had face painting, bouncy castle, Tombola, Raffles and special visits from Mickey and Minnie mouse and a party room in addition to our tea room where our staff served tea, coffee and a wide selections of cake. Our parents and staff all baked cakes for the day which were very much enjoyed by everyone. Our cake competition was won by Lynne Boyd (Cameron's Mum). Well done Lynne! We raised a grand total of £601 for Macmillan Cancer Support.

For further information, please contact Nicola Wilson, Nursery Manager at [nicola@crossbasketnursery.com](mailto:nicola@crossbasketnursery.com) or 01698 720039





# St Mark's Nursery Class

The boys and girls from St Mark's Nursery Class in Rutherglen have been learning about being kind, knowing what makes a good friend, being responsible and looking after each other. A buddy system was set up for the children to support the new starts in August 2016. The children helped to make buddy badges and came up with idea's of what a buddy does. Some examples are-

**"Show your friends where to go"**

**"Hold hands"**

**"Play with each other"**

**"Help each other"**

This system helped new children become familiar with the nursery environment and gave returning children responsibilities.

For further information, please contact Gemma Mitchell at [gw14mitchellgemma@glow.sch.uk](mailto:gw14mitchellgemma@glow.sch.uk) or 0141 634 4238





# Kirklandpark Primary Nursery Class

The children at Kirklandpark Nursery Class have been extremely busy during our recent minibeast topic. The initial idea for the topic came from observations of the children who were showing a real interest in our new minibeast toys. Lots and lots of caterpillars were found crawling up and around our new school. Children were bringing them into nursery daily to show staff and their friends. They were really excited when we began to investigate them further and started to look at other insects.

After learning about the various minibeasts we began to look at their habitats and where they might live. This topic opened up lots more opportunities for exploring and investigating during our daily outdoor play experiences.

We are extremely lucky to be situated in an area with a lot of green space, small burn and our very own 'forest'. The children use this area on a daily basis to develop their imagination, for problem solving and creativity. We used nets, magnifying glasses, spades, buckets and other resources to explore the habitats of minibeasts in their local area.

While outdoors the children began to collect some natural resources and one child said "We need to make a house for all the bugs". We used our new CTouch to research bug hotels, we noted down ideas of what they looked like, resources we might need then we had a go at drawing and designing our own hotel.

Parents were extremely interested in the floorbooks and blog updates regarding our planning section of our bug hotel. They were keen to get on board thus creating a good home link. Parents and children began collecting resources from home and going on nature walks. We received amazing resources such as tubes, slate, wood, pallets, pine cones, hay/straw etc.

The children set to work packing, tying and sorting the resources. They choose how each level would look and decided how the resources could be laid out.

This has been more successful than we ever anticipated. The children, staff, parents, and other staff members (especially our janitor) have all had an input into making it so special. Our final stage is to decide on a name for our hotel. Children and parents have been involved in the naming selection; we have had some wonderful requests. We will vote for this after the break.

We are awaiting delivery of a night vision camera so we can see the bugs making themselves at home in their luxurious hotel.

#### Parent's comments –

*"The bug hotel is fantastic, what a great job"*

*"Love the bug hotel"*

*"I have loved seeing the bug hotel".*

**For further information please contact  
Kirklandpark Primary Nursery Class on 01357  
520177 or [gw14clarkantoinette@glow.sch.uk](mailto:gw14clarkantoinette@glow.sch.uk)**







# Revised Codes of Practice

On 1 November 2016 revised SSSC Codes of Practice for Social Service Workers and Employers were launched. Make sure your address is up to date on MySSSC because they are sending a copy to all registrants. You will also be able to download the Codes from the SSSC website.



## Change to the way the SSSC regulate

On 1st November 2016 the SSSC changed the way they regulate social service workers from their previous conduct model of regulation to a fitness to practice approach.

### The aims of the change are to:

- Deliver safer and more proportionate regulation
- Encourage workers to take responsibility for their own fitness to practise
- Operate a more efficient process
- Fitness to practise model
- The new model means there will be changes to:
  - What applicants must declare to SSSC when they apply for registration
  - What you endorse on the application form
  - When you need to make a referral to us about a social service worker.

### Applications for registration.

From 1st November 2016 people applying for registration must declare they are fit to practise and have their employer's endorsement of this.







# *Pits, Ponies, People and Stories, South Lanarkshire*



South Lanarkshire is well known for its mining heritage and the Pits, Ponies, People and Stories project is a celebration of the region's rich coal tradition. A two-year National Lottery funded project saw members of the local community gathering and recording knowledge, experiences, stories and songs relating to the areas mining heritage and culminated in an exhibition at Hamilton's Low Park's Museum.

The children from David Livingstone Nursery Class have enjoyed learning about Blantyre's mining heritage through the project, engaging in a variety of activities both with nursery staff and visiting specialists. Firstly, they handled and investigated coal and discovered where it came from. Then they built a working model of a mine in the nursery class and transformed their play tunnel in the outdoor area. As they crawled through this they learned about the conditions the miners worked in.

Billy Stewart, a visiting musician, used ideas from the children to write songs about the miners which we hope to have recorded onto a CD. Meanwhile, Sarah Wakeford, an artist, focussed on the important role played by pit ponies and canaries. Art and craft activities included having the children make ponies out of cardboard boxes. The children had great fun using these props to create scenarios in role-play.

The resources and ideas created for our Nursery class will now be collated and distributed as part of an Early Years resource pack.

**For further information, please contact David Livingstone Memorial Primary Nursery Class on 01698 823680 or [headteacher@davidlivingstone-pri.s-lanark.sch.uk](mailto:headteacher@davidlivingstone-pri.s-lanark.sch.uk)**








# Little Hedgehogs Toddler Group

Langlands Moss Nature Reserve in East Kilbride recently became the home of Little Hedgehogs Toddler Group. From September through to November, a group of parents and their pre-five children attended Little Hedgehogs, an outdoor toddler group set up and run by SPELL (Support for Play and Early Learning in Lanarkshire). Children and their parents enjoyed taking part in activities that included relaxing in a hammock, finding bugs and beasties, making dens, trying outdoor crafts, playing games and even cooking a marshmallow or toast over a camp fire. The sessions were run by SPELL's Support Worker Christine Smith who is a fully qualified Forest School Leader.

SPELL's Operations Manager Vicky Willmott explains: "We initially ran a pilot outdoor toddler group that took place over a six week period in May. This was so successful that we decided to run a second outdoor group in September followed by a third group starting in October. We have been overwhelmed with interest in Little Hedgehogs and the feedback we have received from parents/carers and their children has been extremely positive."

"SPELL recognises the importance of children playing outdoors and the benefits it brings to their wellbeing and development. Little Hedgehogs aims to encourage and build confidence in outdoor active play and exploration in all weathers, for both toddlers and their parents/carers. It's great fun, and a really good opportunity to learn new skills and meet new friends."

For more information about Little Hedgehogs Toddler Group please contact Vicky Willmott at SPELL on 01698 768933 or email [spell.org@btopenworld.com](mailto:spell.org@btopenworld.com)



scma | Scottish  
Childminding  
Association  
committed to quality childcare

## Blantyre Childminding Group

**A bright sunny day on Wednesday  
5th October seen the Blantyre  
Childminding Group organising a day  
in the forest with the park ranger.**

Twenty childminders and children donned their wellies and waterproofs and set off to the forest off Blantyre Farm Road.

With mud kitchens, hammock, bug hunts and a camp fire the children and childminders enjoyed exploring their natural surroundings.

The children enjoyed the freedom of the forest to explore and play climb trees and get muddy.


At the end of the session the children enjoyed smores from the camp fire.

**For further information, please contact  
Lorna Carlyle at 01698 832076 or  
[lorna.carlyle@childminding.org](mailto:lorna.carlyle@childminding.org)**





# 30 things to do **DURING WINTER** before you're 3

- 1. Make a sock puppet
- 2. Draw and colour a saltire on St Andrew's Day – the 30th November
- 3. Drop sticks in the river and watch them float down stream
- 4. Use your fingers to draw a picture in condensation on a window
- 5. Help mum and dad make chocolate apples (or another fruit), and get messy eating them afterwards!
- 6. Kick up colourful fallen leaves
- 7. Snuggle under a blanket for bedtime stories
- 8. Make a pompom
- 9. Eat a marshmallow toasted by mum or dad
- 10. Collect sticks and make a stick man
- 11. Go **singing in the rain**
- 12. Make an egg head - plant cress seeds in egg shells, draw on a cheeky face and watch it grow green hair
- 13. Help mum or dad bake biscuits
- 14. Tuck into a bowl of warming winter soup
- 15. See your breath on a cold winter morning
- 16. Turn an unused glove into a cuddly, little bear
- 17. Spot a red robin
- 18. Dig out your wellies, jump in a puddle and make a splash!
- 19. Get **playful in the bath** with soap and suds
- 20. Get messy **making fingertip paintings** of your family
- 21. Go on a **'hot or cold' treasure hunt** inside your house
- 22. Make a snowflake
- 23. Feed the ducks
- 24. Turn on some tunes and have a baby disco indoors with mum and dad
- 25. Spot a **twinkly star** in the sky
- 26. Have fun on a windy day **waving a ribbon** in the breeze
- 27. Play dress up trying on mum or dad's clothes and shoes
- 28. Get creative making a **newspaper hat**
- 29. Have some good old-fashioned fun playing hop scotch in the garden with mum and dad
- 30. Make a noise like an owl – "twit twoo"



**Stick me on the fridge!**



To find out more visit  
[www.playtalkread.org](http://www.playtalkread.org)



# 30 things to do **AT CHRISTMAS** before you're 3

- 1. Leave a carrot for Rudolph and a biscuit or a mince pie out for Santa on Christmas Eve
- 2. Write your Christmas list to Santa with help from mum or dad
- 3. Learn the words to Jingle Bells
- 4. Make your own **Christmas stocking** with the help of mum or dad and hang it on the end of your bed
- 5. Make a snow globe – shake to watch it sparkle
- 6. Help mum or dad put the star or fairy on the top of the Christmas tree
- 7. Make your own **Reindeer hat**
- 8. Count sparkly Christmas trees in windows
- 9. Make **paper snowflake decorations**
- 10. Learn the names for all of Santa's reindeer
- 11. See your reflection in a Christmas bauble
- 12. Get messy making salt dough ornaments for the Christmas tree
- 13. Use face paints or make up to give yourself **a red nose like Rudolph**
- 14. Make **a paper plate snowman**
- 15. Play indoors with **sock snowballs**
- 16. Make paper chain decorations with mum or dad
- 17. Pretend you're Santa's little helper and help mum or dad wrap presents
- 18. Make your own **Christmas cracker** with mum or dad
- 19. Go for a winter walk to find pinecones – when you get home dip them in glue and glitter to make glitzy decorations
- 20. Sprinkle icing sugar or talcum over your feet and step away to leave white footprints like Santa
- 21. Get creative and make your own **finger painted Christmas cards** with help from mum or dad
- 22. Chuckle 'Ho ho ho' like Santa
- 23. Use a cardboard box to make your own sleigh like Santa's
- 24. Have fun at bath time and use the bubbles to make Santa's beard
- 25. Tickle your toes with tinsel
- 26. Sticky tape tinsel to the wall to hang your Christmas cards with help from mum or dad
- 27. Snuggle under a blanket to hear a story
- 28. Make a **footprint Robin**
- 29. Turn oranges into **mini snowmen**
- 30. Sing along to the 12 days of Christmas



**Stick me on the fridge!**



To find out more visit  
[www.playtalkread.org](http://www.playtalkread.org)

# Directory of contacts

Here is a list, of people, services and organisations that may be useful to your service. The list is by no means exhaustive!

## Early Years Service

### South Lanarkshire Council Early Years Service

01698 454470

[earlyyears@southlanarkshire.gov.uk](mailto:earlyyears@southlanarkshire.gov.uk)

### South Lanarkshire Childcare Information Service

01698 454470

[earlyyears@southlanarkshire.gov.uk](mailto:earlyyears@southlanarkshire.gov.uk)

### Morag McDonald, Early Years Strategic Manager

01698 454474

[morag.mcdonald@southlanarkshire.gov.uk](mailto:morag.mcdonald@southlanarkshire.gov.uk)

### Jennifer McCormick, Early Learning and Childcare Locality Lead Officer (Hamilton/Blantyre/Uddingston/Larkhall)

01698 454973

[jennifer.mccormick@southlanarkshire.gov.uk](mailto:jennifer.mccormick@southlanarkshire.gov.uk)

### Carol Wright, Early Learning and Childcare Locality Lead Officer (Clydesdale)

01698 454189

[carol.wright@southlanarkshire.gov.uk](mailto:carol.wright@southlanarkshire.gov.uk)

### Mairead Maxwell, Early Learning and Childcare Locality Lead Officer (Cambuslang/Rutherglen)

01698 454285

[mairead.maxwell@southlanarkshire.gov.uk](mailto:mairead.maxwell@southlanarkshire.gov.uk)

### Janice Tod, Early Learning and Childcare Locality Lead Officer (East Kilbride/Strathaven)

01698 454100

[janice.tod@southlanarkshire.gov.uk](mailto:janice.tod@southlanarkshire.gov.uk)

## Integrating Children's Services

### Kathleen Colvan, Service Manager, ICS and CCLD

01698 454517

[kathleen.colvan@southlanarkshire.gov.uk](mailto:kathleen.colvan@southlanarkshire.gov.uk)

### Debra Lindsay, Hamilton ICS Area Manager

01698 452370

[debra.lindsay@southlanarkshire.gov.uk](mailto:debra.lindsay@southlanarkshire.gov.uk)

### Val McIntyre, East Kilbride ICS Area Manager

01355 235702

[val.mcintyre@ics.s-lanark.org.uk](mailto:val.mcintyre@ics.s-lanark.org.uk)

### Kevin Mullarkey, Clydesdale ICS Area Manager

01555 895192

[kevin.mullarkey@southlanarkshire.gov.uk](mailto:kevin.mullarkey@southlanarkshire.gov.uk)

### Elaine Walker, Cambuslang/Rutherglen (ICS Area Manager)

0141 630 2520

[elaine.walker@southlanarkshire.gov.uk](mailto:elaine.walker@southlanarkshire.gov.uk)

## Early Learning and Childcare SVQ Training Team

### Ellen Ward, Training and Development Officer

01698 455660

[ellen.ward@southlanarkshire.gov.uk](mailto:ellen.ward@southlanarkshire.gov.uk)

### Pauline Stanton, SVQ Lead Assessor

01698 455660

[pauline.stanton@southlanarkshire.gov.uk](mailto:pauline.stanton@southlanarkshire.gov.uk)

### Janice Hamilton, SVQ Assessor

01698 455660

[janice.hamilton2@southlanarkshire.gov.uk](mailto:janice.hamilton2@southlanarkshire.gov.uk)

## Community Learning/Home School Partnership/Cultural Co-ordinators/Mobile Crèche

### Fiona Robertson, Senior CLHS Worker

01698 452214

[fiona.robertson@southlanarkshire.gov.uk](mailto:fiona.robertson@southlanarkshire.gov.uk)

### Doreen Jenkins, Senior CLHS Worker

01698 452395

[doreen.jenkins@southlanarkshire.gov.uk](mailto:doreen.jenkins@southlanarkshire.gov.uk)

### Susan Sandilands, Senior CLHS Worker

01357 528719

[susan.sandilands@southlanarkshire.gov.uk](mailto:susan.sandilands@southlanarkshire.gov.uk)

### Lianne Grieve, Senior CLHS Worker

0141 630 2520

[lianne.grieve@southlanarkshire.gov.uk](mailto:lianne.grieve@southlanarkshire.gov.uk)

### Cultural Co-ordinator Team

0141 630 2520 (Claire, Kimberly, Louise)

### Anne Brodie, Creche Officer, South Lanarkshire Mobile Crèche

01698 452180

[ann.brodie@southlanarkshire.gov.uk](mailto:ann.brodie@southlanarkshire.gov.uk)

## Other Useful Contacts

### Support for Play and Early Learning in Lanarkshire (SPELL)

01698 768933

[spell.org@btopenworld.com](mailto:spell.org@btopenworld.com)

### Lorna Carlyle, Childminding Development Officer

01698 832076

[lorna.carlyle@childminding.org](mailto:lorna.carlyle@childminding.org)

### David Crawford, Play Development Officer, Leisure

01698 476195

[david.crawford2@southlanarkshireleisure.co.uk](mailto:david.crawford2@southlanarkshireleisure.co.uk)

### Care Inspectorate, Hamilton Office

01698 208150

[enquiries@careinspectorate.com](mailto:enquiries@careinspectorate.com)

[www.careinspectorate.com](http://www.careinspectorate.com)

### Scottish Social Services Council

0845 603 0891

[enquiries@sssc.uk.com](mailto:enquiries@sssc.uk.com)

[www.sssc.uk.com](http://www.sssc.uk.com)

