












**ROAD SIGNS AND MARKINGS**  
**SCALE 1:250**

**STANDALONE 20mph SIGN ON YELLOW BACKING BOARD**  
**(2no REQUIRED)**

- Notes:**
1. Refer to Standard Drawings for dimensions.
  2. Contact Gregor Smith of SLC Traffic & Transportation on 07385 370033 if in doubt.
  3. All road signs and markings to conform to TSRGD 2016.

**KEY**

-  New road markings to be laid in white thermoplastic
-  New yellow textureflex surfacing to be laid
-  Existing road markings to be removed
-  Existing road markings to be refreshed
-  Existing road markings to be retained

-  New sign to be erected on new pole (existing signs and poles to be removed as indicated)
-  New signs to be erected back-to-back on new pole (existing signs and poles to be removed as indicated)
-  Existing sign and pole to be removed
-  New sign to be erected on existing pole (existing signs to be removed as indicated)
-  New signs to be erected back-to-back on existing pole (existing signs to be removed as indicated)
-  Existing sign to be removed (pole to be retained)



Scheme Ref.	Gilmourton PS		
Sign Ref.	20mph on backing board	x-height	100.0
Letter colour	N/A	SIGN FACE	
Background	YELLOW	Width	720mm
Border	N/A	Height	720mm
Material	Class R2	Area	0.52m <sup>2</sup>

Remove existing 30mph speed limit sign and associated pole. 30mph speed limit sign to be returned to store - location to be advised.  
Existing NSL sign to be retained for re-use.  
Replace with new sign and pole as indicated in Drawing TT/SFP/SCH/SIGN/06.  
Existing NSL sign to be mounted on new pole.  
All signs to be lit.

Remove existing sign to Dia 545 (School) and associated pole. Sign to be returned to store - location to be advised. Reinstate surrounding area.

Remove existing 30mph speed limit sign from L/C R7. 30mph speed limit sign to be returned to store - location to be advised.  
Replace with new sign mounted on L/C R7 as indicated in this drawing.  
Existing NSL and village boundary signs to be retained on L/C R7.  
Height of lanterns to be adjusted as appropriate.

Gateway road markings and textureflex to be installed as indicated in Drawing TT/SFP/SCH/GWD/1.

Remove existing 30mph speed limit sign from L/C R11. 30mph speed limit sign to be returned to store - location to be advised.  
Replace with new sign mounted on L/C R11 as indicated in this drawing.  
Existing NSL and village boundary signs to be retained on L/C R11.  
Height of lanterns to be adjusted as appropriate.

Remove existing Twenty's Plenty sign from L/C R6. Twenty's Plenty sign to be retained for re-use at Chapeltown Primary School.

Gateway road markings and textureflex to be installed as indicated in Drawing TT/SFP/SCH/GWD/1. Omit central hazard lines.

Remove existing standalone pole. Reinstate surrounding area.

Remove existing Twenty's Plenty sign and associated pole. Twenty's Plenty sign to be returned to store - location to be advised. Reinstate surrounding area.

Remove existing 30mph speed limit sign and associated pole. 30mph speed limit sign to be returned to store - location to be advised.  
Existing NSL sign to be retained for re-use.  
Replace with new sign and pole as indicated in Drawing TT/SFP/SCH/SIGN/06.  
Existing NSL sign to be mounted on new pole.  
All signs to be lit.

Remove existing 30mph speed limit sign and associated pole. 30mph speed limit sign to be returned to store - location to be advised.  
Existing NSL sign to be retained for re-use.  
Replace with new sign and pole as indicated in Drawing TT/SFP/SCH/SIGN/06.  
Existing NSL sign to be mounted on new pole.  
All signs to be lit.

Gateway road markings and textureflex to be installed as indicated in Drawing TT/SFP/SCH/GWD/1. Omit central hazard lines.

Remove existing Twenty's Plenty sign and associated pole. Twenty's Plenty sign to be returned to store - location to be advised. Reinstate surrounding area.

Remove existing 30mph speed limit sign from L/C R1. 30mph speed limit sign to be returned to store - location to be advised.  
Replace with new sign mounted on L/C R1 as indicated in Drawing TT/SFP/SCH/SIGN/01.  
Existing NSL sign to be retained on L/C R1.  
Height of lanterns to be adjusted as appropriate.

Rev:	Date:	Revisions	Checked Date:	Appvd Date:
South Lanarkshire Council, Community and Enterprise Resources				
Scale	: 1:250 @ A0	Date	: 2/11/20	
Drawn by	: GS	Checked by	: CS	
Drawing Status	: TENDER	Approved by	: SL	
Head of Roads and Transportation: Gordon Mackay B.Sc., C.Eng., M.I.C.E.				
154 Montrose Crescent, Hamilton, ML3 6LB				
Spaces for People Gilmourton Primary School 20mph Speed Limit Road Signage and Markings Detail				
Drawing No:	TT/SFP/SCH/EK/GMPS/01			
Rev:				
File No:				