

# ROAD SIGNS AND MARKINGS (1)

SCALE 1:250



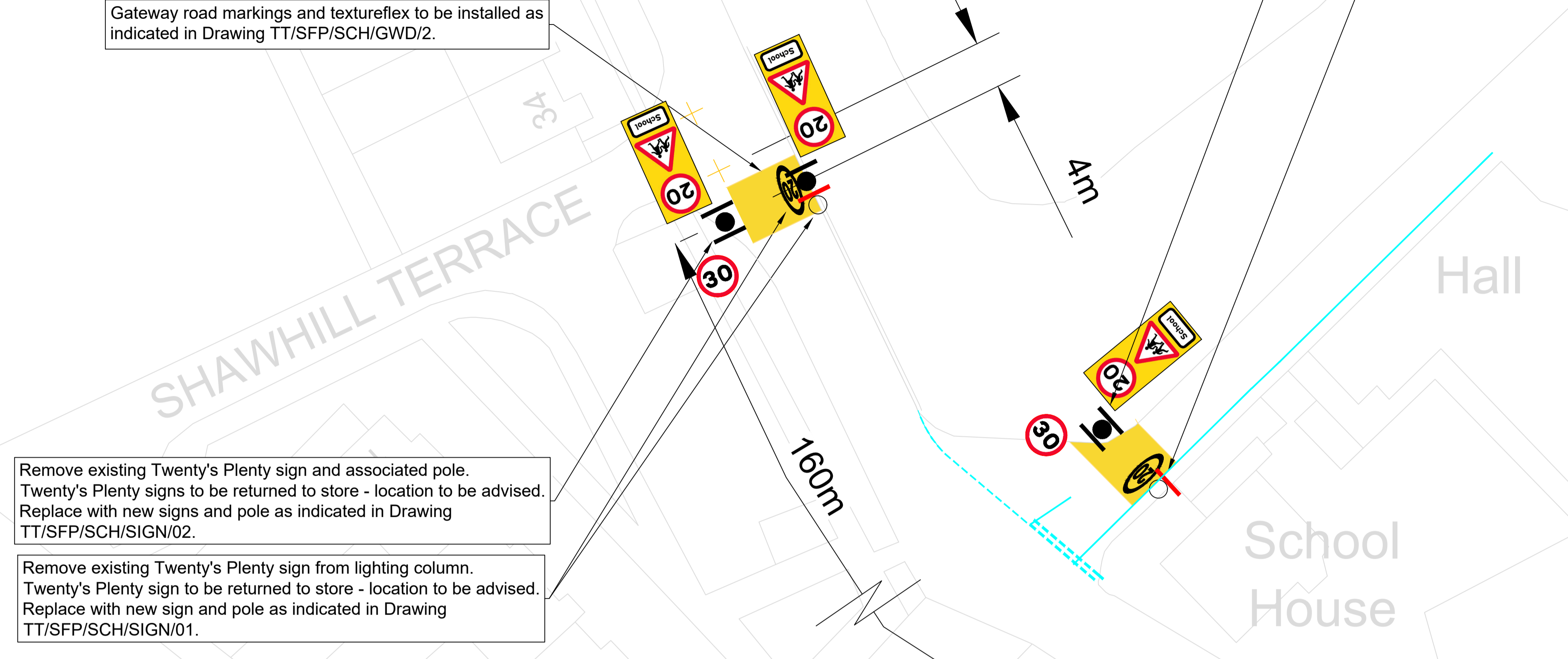
Gateway road markings and textureflex to be installed as indicated in Drawing TT/SFP/SCH/GWD/2.

Remove existing Twenty's Plenty sign from lighting column.  
Twenty's Plenty sign to be returned to store - location to be advised.

Remove existing Twenty's Plenty sign and re-use pole to erect new signs as indicated in Drawing TT/SFP/SCH/SIGN/02.  
Twenty's Plenty sign to be returned to store - location to be advised.

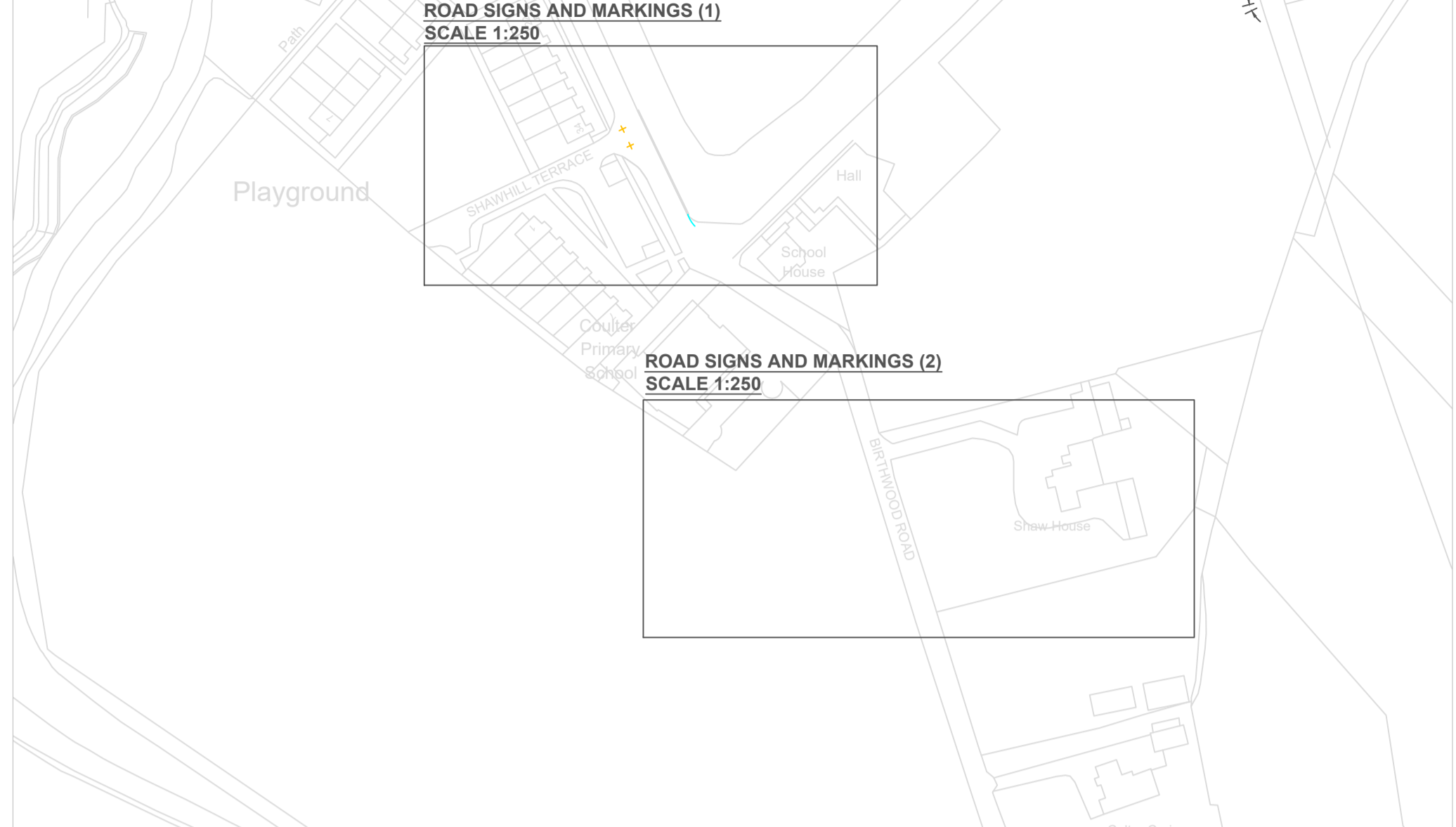
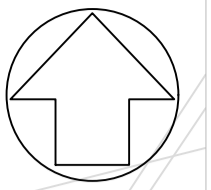
Remove existing Twenty's Plenty sign and associated pole.  
Twenty's Plenty signs to be returned to store - location to be advised.  
Replace with new signs and pole as indicated in Drawing TT/SFP/SCH/SIGN/02.

Remove existing Twenty's Plenty sign from lighting column.  
Twenty's Plenty sign to be returned to store - location to be advised.  
Replace with new sign and pole as indicated in Drawing TT/SFP/SCH/SIGN/01.



# LOCATION PLAN

SCALE 1:1,500



## KEY

- New road markings to be laid in white thermoplastic
- New yellow textureflex surfacing to be laid
- Existing road markings to be removed
- Existing road markings to be refreshed
- Existing road markings to be retained
- New sign to be erected on new pole (existing signs and poles to be removed as indicated)
- New signs to be erected back-to-back on new pole (existing signs and poles to be removed as indicated)
- Existing sign to be removed
- Lighting column

# ROAD SIGNS AND MARKINGS (2)

SCALE 1:250

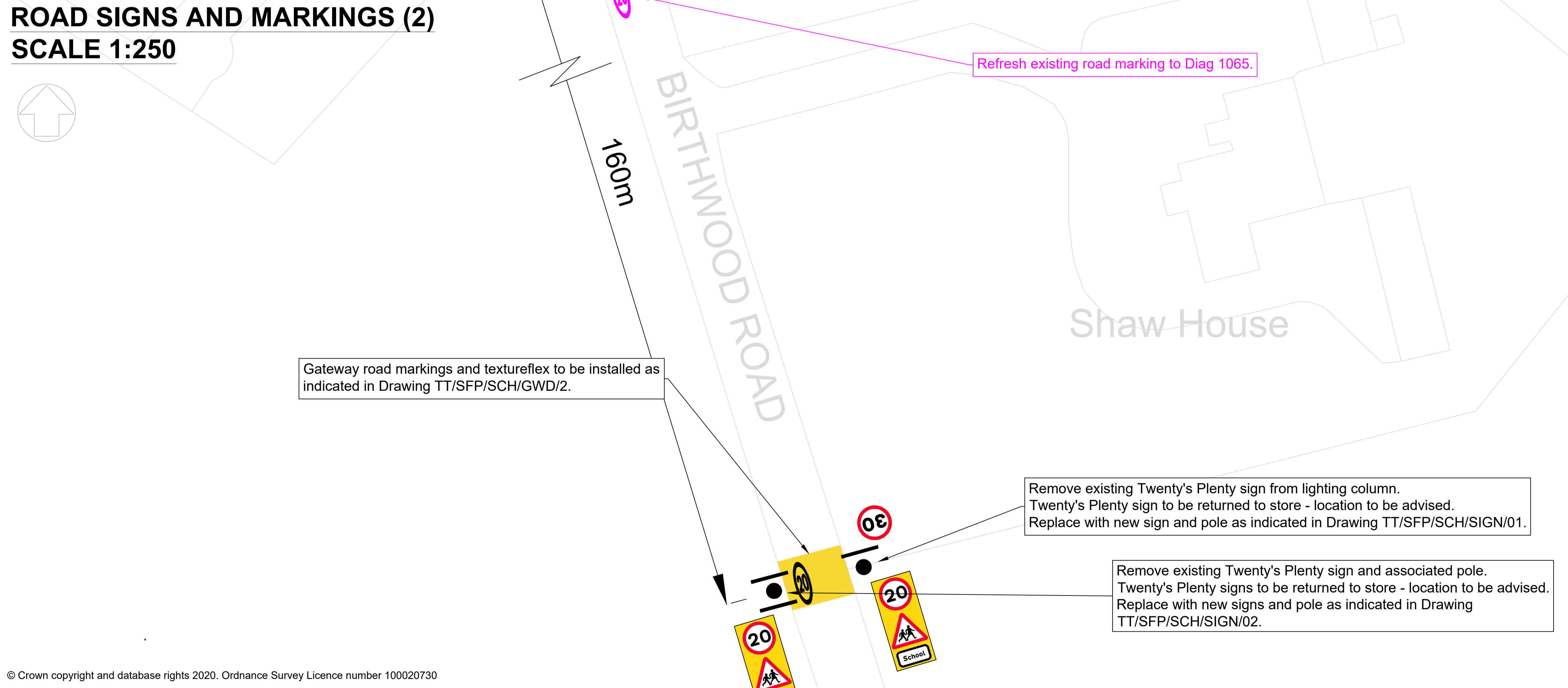


Gateway road markings and textureflex to be installed as indicated in Drawing TT/SFP/SCH/GWD/2.

Refresh existing road marking to Diag 1065.

Remove existing Twenty's Plenty sign from lighting column.  
Twenty's Plenty sign to be returned to store - location to be advised.  
Replace with new sign and pole as indicated in Drawing TT/SFP/SCH/SIGN/01.

Remove existing Twenty's Plenty sign and associated pole.  
Twenty's Plenty signs to be returned to store - location to be advised.  
Replace with new signs and pole as indicated in Drawing TT/SFP/SCH/SIGN/02.



- Notes
- Refer to Standard Drawings for dimensions.
  - Contact Jim Webb of SLC Traffic & Transportation on 07385 370050 if in doubt.
  - All road signs and markings to conform to TSRGD 2016.

Rev:	Date:	Revisions	Checked Date:	Appvd Date:

**South Lanarkshire Council,  
Community and Enterprise Resources**

Scale : As shown @ A1      Date : 05/11/20

Drawn by : JGW      Checked by : SC

Drawing Status : TENDER      Approved by : SC

Head of Roads and Transportation:  
**Gordon Mackay B.Sc., C.Eng., M.I.C.E.**

Montrose House, 154 Montrose Crescent, Hamilton ML3 6LB

Spaces for People  
Coulter Primary School  
20mph Speed Limit  
Road Signage and Markings Detail

Drawing No: **TT/SFP/SCH/CLY/CTPS/01**

Rev:      Original Drawing Size:  
File No:      594\*841 (A1)