


South Lanarkshire

Annual Accounts



2025

Contents

Introduction by Chief Executive and Council Leader
Management Commentary
Annual Governance Statement
Statement of Responsibilities
Remuneration Report
Comprehensive Income and Expenditure Statement
Balance Sheet
Movement in Reserves Statement
Cash Flow Statement

Notes to the Financial Statements

Note 1 - Accounting Standards Issued but Not Yet Adopted
Note 2 - Assumptions Made About the Future and Other Major Sources of Uncertainty
Note 3 - Material items and Expenditure and Income
Note 4 - Expenditure and Funding Analysis
Note 5 - Reconciliation of Adjustments Between Funding and Accounting Basis Shown in the Expenditure Funding Analysis (EFA) to Those Shown in the Movement in Reserves Statement (MIRS)
Note 6 - Expenditure and Income Analysed by Nature
Note 7 - Revenue From Contracts with Service Recipients
Note 8 - Adjustments Permitted Under Accounting Standards and Between Accounting Basis and Funding Basis Under Regulations
Note 9 - Other Operating Expenditure
Note 10 - Financing and Investment Income and Expenditure
Note 11 - Taxation and Non Specific Grant Income and Expenditure
Note 12 - Movement in Usable Reserves
Note 13 - Balance Sheet – Unusable Reserves
Note 14 - Members Allowances
Note 15 - External Audit Costs
Note 16 - Related Parties
Note 17 - Leases
Note 18 - Grant Income
Note 19 - Events After the Balance Sheet Date
Note 20 - Property, Plant and Equipment
Note 21 - Other Assets - Intangible, Heritage and Assets Held For Sale
Note 22 - Capital Expenditure and Capital Financing
Note 23 - Short Term Debtors
Note 24 - Debtors For Local Taxation
Note 25 - Short Term Creditors
Note 26 - Provisions
Note 27 - Receipts in Advance
Note 28 - Public Private Partnerships and Similar Contracts
Note 29 - Pension Schemes Accounted for As Defined Contribution Schemes
Note 30 - Defined Benefit Pension Scheme
Note 31 - Contingent Assets and Liabilities
Note 32 - Financial Instruments
Note 33 - Disclosure of Nature and Extent of Risks Arising From Financial Instruments
Note 34 - Common Good
Note 35 - Trust Funds
Note 36 - Accounting Policies
Note 37 - Critical Judgments in Applying Accounting Policies

Supplementary Statements

Statement 1 - Housing Revenue Account Income and Expenditure Statement
Statement 2 - National Non-Domestic Rates Income and Expenditure Statement
Statement 3 - Council Tax Income and Expenditure Statement

Group Comprehensive Income and Expenditure Statement
Group Balance Sheet
Group Movement in Reserves Statement
Group Cash Flow Statement
Notes to Group Accounts
Audit Arrangements
Glossary of Terms

Joint introduction by Chief Executive and Council Leader

Welcome to the annual accounts for South Lanarkshire Council, covering 2024-25.

This key document fulfils two central purposes: it shows how the council met its statutory obligation to balance our budget for the financial year in question; and it also demonstrates how we constantly strive for best value as we spend and invest the public money with which we are entrusted.

Achieving both those aims has been particularly challenging in recent years due to pressures on public finances generally, and on local authorities in particular. A persistent gap over many years between the income the council receives and the cost of delivering our services meant that at the start of 2024-25, South Lanarkshire Council had been required to find efficiencies and savings totalling more than £160 million in little over a decade.

As the budget-setting process began in late 2023 the estimated budget shortfall for 2024-25 suggested another £29.207m in savings would be required to balance our budget. Although this was revised to £20.570m by the time the budget had to be set in February 2024, this still left a substantial amount of work to do, and some difficult decisions to be made.

This led to the council approving a total of 38 savings options that had been presented by council officers.

However, elected members were able to reject a number of other proposals, including options that would have impacted on teacher numbers and reduced budgets for keeping communities clean. Another would have introduced new parking charges at local attractions.

A further saving option that was considered would have reduced our road maintenance spend, but that proposal was put into reverse, thanks to loan arrangements being agreed to fund £7.8m in additional improvements to the roads budget over three years.

Two other key new investment funds were also agreed: the £1m Community Fightback Fund which has kept local halls and other facilities open while the council has supported local groups to take them over; and an additional fund targeted specifically at supporting future library services.

It is important that we have been able to continue to invest in South Lanarkshire, even while working in a difficult financial climate.

In fact, when our 2024-25 budget and associated spending plans were agreed our revenue budget for the year was £956.252m. In addition, council approved a £49.512m general capital programme and a £77.303m housing capital programme.

As with other local authorities, we were funded by the Scottish Government to implement a council tax freeze as part of that 2024-25 budget.

Education once again accounted for the biggest part of our revenue budget, with Social Work our next biggest area of spend.

The remainder of our revenue budget funded services delivered by Community and Enterprise, Housing and Technical, and Finance and Corporate Resources, with our teams working together and with partners and our communities to deliver our diverse range of services.

Although these accounts cover 2024-25 it is perhaps worth reflecting on the up-to-date financial position as they are published during the new financial year, 2025-26.

After those challenging years in which first Covid and then the cost-of-living crisis compounded general pressures on our finances, there have been welcome signs of improvement.

The council received a real term increase in its government funding for the new financial year which, combined with prudent financial planning, allowed elected members to agree a budget which featured the council's biggest investment programme since our schools modernisation programme.

Members were able to agree a budget which will finance £55m of local improvements, investing in the area's buildings and roads, and helping pay for new town centre masterplans in East Kilbride and Hamilton, as well as landmark projects in Larkhall, Lanark and other parts of South Lanarkshire.

Partly by ringfencing a proportion of the 2025-26 council tax increase, the investment fund will also be used to reduce waste and tackle fly-tipping, and it also increased the school clothing grant for those who are entitled to it.

All of this is being delivered despite that council tax increase being held at 6%. This was not only the lowest increase among all Scottish councils for 2025-26, it also means that South Lanarkshire now has the lowest council tax in all of Scotland.

Taking all this into account, we are pleased to report that South Lanarkshire remains a very popular place for people to live, with many moving to the area to take advantage of our fantastic schools, excellent transport connections and opportunities to either work here or easily commute to jobs in other areas.

We regard our residents and communities as our partners. We worked together in the difficult times, like during Covid, and we are now working with them with the aim of making South Lanarkshire the best place in Scotland in which to live, learn, visit, and to do business.

This is also true of our terrific workforce, most of whom are also our residents.

We work together, and with colleagues in South Lanarkshire Leisure and Culture, the South Lanarkshire Health and Social Care Partnership and other partners, to deliver on our core vision to “improve the lives and prospects of everyone in South Lanarkshire.”

Management commentary

Background

The Management Commentary will provide the reader with key messages in relation to the council’s year-end financial position for 2024/2025, as well as details on its performance for the year. As well as providing a summary of the most recent financial year, the commentary also looks forward and provides information relating to the council’s future financial strategy and the challenges, risks and uncertainties it faces in the next few years, while we continue to work hard to maintain service delivery and meet the needs of the people of South Lanarkshire. To set the scene, the first section of the commentary will provide a brief introduction to the council area and its functions, as well as its key ambitions and achievements.

Introduction to South Lanarkshire Council

The area

The South Lanarkshire area is both urban and rural and covers 686 square miles from the Cathkin Braes to the Pentlands and down through the Southern Uplands. The council faces the dual challenge of catering for the busy towns in the north west (East Kilbride, Hamilton, Cambuslang and Rutherglen), while meeting the needs of residents in Lanark and the rural Clydesdale area.

The council structure

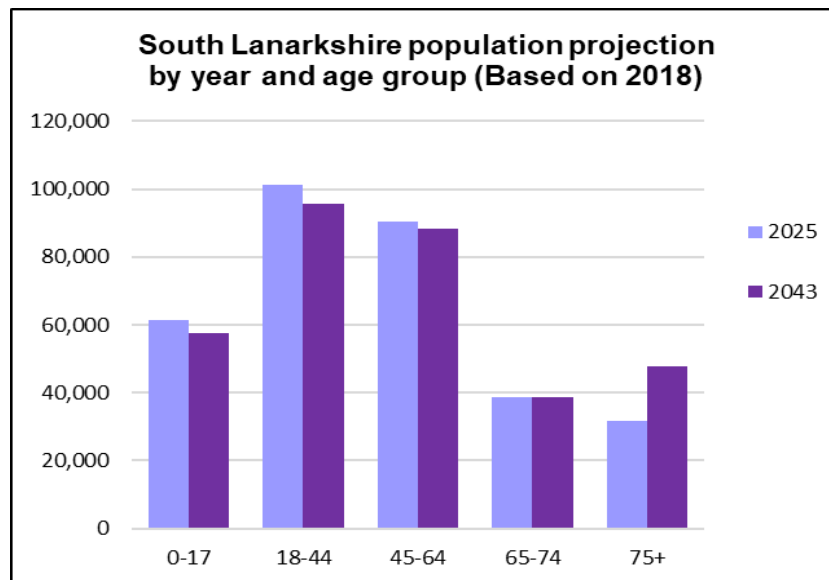
The council provides a range of essential public services across the area through its five Resources, facilitated by the commitment, dedication and ability of our 15,716 employees.

The council’s five Resources, their functions and number of employees is detailed below:

Council resource	Functions	Employees
Community and Enterprise Resources	Facilities, Waste and Grounds, Leisure and Culture Services, Planning and Regulatory Services, Enterprise and Sustainable Development, Roads Transportation and Fleet	3,387
Education Resources	Early Years, Schools, Quality and Improvement	7,335
Finance and Corporate Resources	Finance, Information Technology, Personnel, Administration, Legal and Licensing, Communications and Strategy, Audit.	821
Housing and Technical Resources	Housing and Property Services	1,392

Council resource	Functions	Employees
Social Work Resources	Adults and Older People, Children and Families, Criminal Justice	2,781

The council's 5 Resources serve around 323,686 people. This population is expected to both grow and age with projections suggesting that this population will rise c328,000 in 2043, an increase of 1.3%. The projected 2043 figures show the largest decrease of 7% in the 0-17 age group and the largest increase of 50% in the 75+ age group.



Source: National Records of Scotland

The council's overall has the 5th highest population out of the 32 council areas in Scotland. This ranking is projected to continue to 2043.

These changes in population in terms of both number and age profile, influence how the council and its partners shape future service design and delivery and feed into the Council Plan.

City region city deal

The council is part of the Glasgow City Region City Deal partnership. The council's capital programme, referred to later in this commentary, includes significant infrastructure projects which will bring economic benefit to the council area. Over recent years, the programme of works has included the completion of two significant roads projects (Cathkin Relief Road and the dualling of Greenhills Road in East Kilbride). It also includes numerous Community Growth Area (CGA) projects across the 4 CGAs: Hamilton, East Kilbride, Larkhall and Newton including some large-scale build projects such as a new Primary School and Nursery provision in Jackton and more recently, the Lanark Road Signalisation project in Larkhall.

The Council Plan

The Council Plan, Connect was originally approved by the council on 15 June 2022, and a mid-term review approved in April 2025. The Council Plan and Community Plan were built using engagement to place residents' views and aspirations front and centre, with more than 3,300 responses received, representing the largest consultation exercise ever carried out by the council.

Connect is the key strategic document that shapes the work of the council. It sets out the key actions to be delivered over the five years from 2022 to 2027, and identifies a long-term vision supported by core values and priorities that influence how the council works. These in turn stretch out into all annual Resource Plans through what is known as the "golden thread", and on further to Service Plans, and through personal development plans, on to the individual members of staff who are responsible for service delivery.

Three cross-cutting themes emerged from the community responses and feedback, and these became the priorities for the new Plan. These were: People (in particular, the impact of poverty and inequalities), Progress (in particular, recovery from the pandemic) and Planet (in particular, sustainable development).

Further analysis of what our residents and communities had told us they want, resulted in six outcomes being identified for the Council Plan and the Community Plan:

Communities and environment

Caring, connected, sustainable communities

Education and learning

Inspiring learners, transforming learning, strengthening partnerships

Health and wellbeing

People live the healthiest lives possible

Children and young people

Our children and young people thrive

Housing and land

Good quality, suitable and sustainable places to live

Our economy

Thriving business, fair jobs and vibrant town centres

In 2024, with the Council Plan approaching the middle of its five year term, a mid-term review was undertaken to health-check the existing priorities and measures of success in light of the changing internal and external pressures impacting on the council.

The mid-term review re-affirmed the council's commitment to its vision and values. In view of current and future challenges, the priorities of the Plan were revised to acknowledge three themes:

- the financial challenges facing local government;
- messages around transformation and service redesign;
- tackling poverty and prevention as an overarching consideration in the work of the council – fairness and the need to support the most vulnerable

Council performance

The council rates its performance using a number of measures which are aligned to the priorities and outcomes set out in the Council Plan.

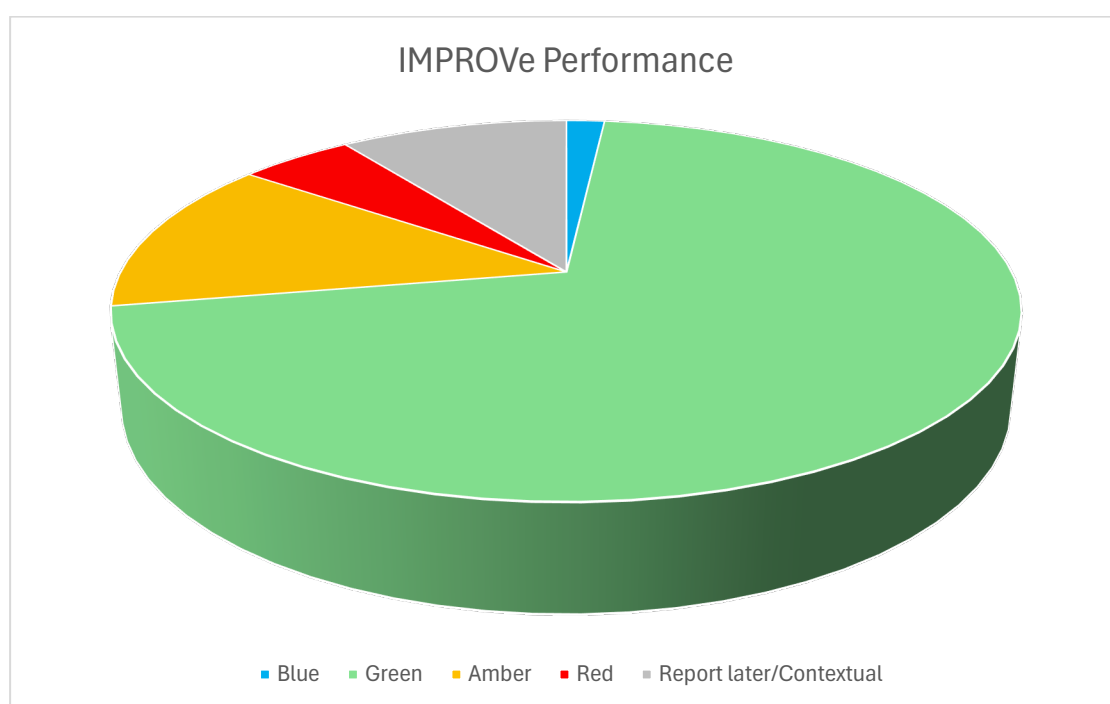
A total of 256 measures were identified within Resource Plans for 2024/2025. Of those 61 (24%) are nominated as key strategic measures for reporting progress against the Connect Outcomes detailed in the Council Plan. The measures are detailed within the individual Resource Plans and bi-annual progress reports, and can be found on the Performance pages of the council's website.

The Connect 2022-27 Quarter 2 Progress Report 2024/2025 was reported to the Performance and Review Scrutiny Forum on 19 November 2024.

The latest reported performance figures for 2024/2025 (Quarter 2) are shown overleaf.

Status of performance measures	Definition	Number of performance measures
Blue	Project complete	1
Green	The timescale or target has been met as per expectations	43
Amber	There has been minor slippage against timescale or minor shortfall against target	8
Red	There has been major slippage against timescale or major shortfall against target	3
Report later/contextual	The information is not yet available or included for information only.	6
Total	Not applicable	61

Status of council performance measures



There are three 'red' status measures where performance has not met the target. These are taken in turn below:

- Percentage of reports submitted to the Children's Reporter within agreed timescales: To address this, monthly meetings are now taking place with locality Fieldwork Managers and representatives from the Scottish Children's Reporters Administration, providing an opportunity for the Reporter to flag up reports early. Further actions taken to address improvement include early tracking of reports by Service Managers, and improved staffing levels which has been a locality improvement activity for all front-line managers in Children and Families. The council is confident that with the above measures in place, the target will be met within the next quarter.
- Percentage of Housing Options interventions where Homelessness prevented: As at quarter 2, 356 (57.42%) homeless cases prevented. The operating context in relation to the prevention of homelessness remains extremely challenging and the prevailing socio-economic conditions continue to adversely impact upon the ability to prevent homelessness during 2024-25. This trend has been mirrored nationally.

- Continue to implement Rapid Rehousing Transition Plan (RRTP): Fifth and final RRTP annual review reported to committee, ongoing actions incorporated into new Homeless Strategic plan. Actions identified to address severe pressure on homelessness services are being monitored closely, and impact will be reported to committee as part of annual review process.

The council continues to remain an active participant in the Local Government Benchmarking Framework (LGBF). As well as allowing the council to self-assess its performance across years, the main benefit of the LGBF is the ability to compare performance with peers against an agreed suite of performance indicators, which will assist in achieving best practice and efficiencies.

The latest results available (2023/2024, as at January 2025) show that across the 102 indicators in that year's suite, the council's performance improved against 41 (40%) indicators, remained the same against 5 (5%) indicators, and declined for 34 (33%) indicators. There are 22 (22%) indicators for which there are no results or trend information available for 2023/2024. This is summarised in the table below.

Council performance against 102 indicators (latest available results – 2023/2024)

Key:		Number (%) of indicators 2021/2022	Number (%) of indicators 2022/2023	Number (%) of indicators 2023/2024
South Lanarkshire performance		Not applicable	Not applicable	Not applicable
↑	improving performance in SLC	39 (39%)	52 (52%)	41 (40%)
↓	declining performance in SLC	53 (54%)	36 (35%)	34 (33%)
↔	No change in performance in SLC	3 (3%)	4 (4%)	5 (5%)
---	Results/trends not available	4 (4%)	9 (9%)	22 (22%)

Comparison with Scottish average		Number (%) of indicators 2021/2022	Number (%) of indicators 2022/2023	Number (%) of indicators 2023/2024
Ü	SLC results better than Scottish average	50 (51%)	51 (50%)	44 (43%)
X	SLC results worse than Scottish average	43 (43%)	40 (39%)	34 (33%)
↔	SLC results same as Scottish average	2 (2%)	2 (2%)	2 (2%)
--	Results not available	4 (4%)	9 (9%)	22 (22%)

2021-22 Results at November 2023, 2022-23 Results at August 2024. 2023-24 results at January 2025.

In terms of South Lanarkshire's figures relative to the Scottish results, our performance was better than the Scottish average for 44 indicators (43%) and worse for 34 indicators (33%).

Key achievements

Communities and environment

- The percentage of household waste sent to landfill in the period January to June 2024 was 1.64%, remaining well below (better than) the 5% target.
- The percentage of properties with Full Fibre Connection has increased to 50.6%, exceeding the annual target of 43%

- Primary school meal uptake for the period April to September was 70%, exceeding target (66%). The new menu started on 26 August 2024.
- A programme of bridge and other structure projects has continued to be implemented, including the £9.4m replacement of the Clyde Bridge completed in Quarter one.
- Stewartfield Way/East Kilbride Town Centre Enhancement - a report was presented to Community and Enterprise Committee during April 2024 outlining the revised project. Updated traffic modelling has been completed and approval for the project's wider aims was obtained by the Glasgow City Region Chief Executives' Group in June 2024. A further report will be taken to Committee before completion/submission of the Outline Business Case (OBC) to the Glasgow City Region (GCR) Programme Management Office (PMO).
- South Lanarkshire University Health and Social Care Partnership (SLUHSCP) continues to embed Care Opinion across all services and recently dovetailed with public engagement sessions held to develop the next Strategic Commissioning Plan 2025-28.
- Recent statistics have shown that, in its early stages, the SLUHSCP has far exceeded the national average with record levels of engagement. In the first quarter of 2024-2025, South Lanarkshire University HSCP received 171 stories from members of the public. 92% of these stories were positive and received 218 responses from staff and services and 91.2% of stories were responded to within 7 days. Moreover, these stories have been read more than 7,463 times.

Education and learning

- SQA examination results for the 2024 exam diet were published by SQA on 6 August 2024. SLC pupils were presented for over 80,000 qualifications at National 5, Higher and Advanced Higher levels. When compared with National pass rates (based on entries in other Local Authorities) attainment levels in SLC are above the National Pattern.
- An increasing percentage of our primary schools are now offering play-based learning at each stage between Primary 1-3. There is also one establishment implementing this approach across a P1-4 class.
Primary1: Approximately 79.4%, Primary2: Approximately 53.7%, Primary3: Approximately 24.1%
- Mobilize Music Project. To September 2024, the project has engaged almost 150 young people aged between 12 and 25 in music-based learning opportunities. These free opportunities have included access to music rehearsal spaces, recording sessions for our annual album project where young people write and record original songs for release, live performance opportunities through our monthly gig nights and open mic nights, access to music tuition on drums, guitar, ukulele and vocals, and group singing as part of our choir group.
- Many learners have reported increased aspirations and have progressed to further learning opportunities such as further education courses at College and University or progressing to engaging in live performance at music venues in Glasgow and beyond. Learners also report increases in self-esteem and confidence, and they report that participation in the project results in much improved mental wellbeing.

Health and wellbeing

- The council's affordable housing supply programme continues to increase the supply of council homes across South Lanarkshire, with a focus on ensuring that the new homes provide for changes in people's needs over the course of time.
- All applications for adaptations to council homes were approved.
- The council has appointed a consultant to undertake an independent objective review of council properties, including those operated by South Lanarkshire Leisure and Culture (SLLC). At the same time, the £13m Transition Fund is helping to modernise the leisure and culture asset base.
- Formal grant funding from SPT to support active travel behaviour change initiatives has been confirmed and a grant of £195,500 has been awarded.
Scottish Government funding is being used to support air quality monitoring activities as well as for active travel promotional campaigns, anti-idling campaigns, and Eco Stars support for businesses that operate fleet which travel through the South Lanarkshire area.
- As at 30 September 2024, there were a total of 704 Looked After Children with 631 (90%) looked after in a community based setting. This position has been consistent since 1 April 2021 and reflects South Lanarkshire's commitment to shift the way care is delivered to Looked After Children, with continued support to children and young people within the community.

- In continuing to support carers, 1,762 co-produced assessments have been approved which is in line with the service achieving the annual target of 3,000 assessments.
- Council work on Cost of the School Day presented at the national Facing Up to Poverty in Schools Network and highlighted as an example of good practice.

Children and young people

- An individual housing plan was developed for all young people leaving care
- As at September 2024, South Lanarkshire continues to have no under 18s in Polmont Young Offenders Institution. This has been the case since September 2021 and reflects the success of the proactive Whole System Approach, use of secure care (where necessary) and robust multi agency community risk management plans
- Adult Literacy and Numeracy Team:
 - Over 200 adults have been supported to increase their skills in literacy and numeracy using the Social Practice Model of adult learning where learning is contextualised according to a learner's interests, aspirations and goals. Additionally, 25% of these have successfully achieved accredited qualifications in SQA Core Skills (Communication/Numeracy/ICT) or REHIS (food safety)
 - 10% of adult literacy learners advanced to further education or training, while 5% secured employment, demonstrating the effectiveness of adult literacy and numeracy provision in facilitating career progression for those furthest removed from the labour market
- ESOL (English for Speakers of Other Languages): Over the period 189 ESOL learners attended YFCL ESOL Provision across South Lanarkshire.
- Multiply on Tour successfully engaged 581 adults in a series of summer events, highlighting the prevalence of numeracy in everyday life and promoting opportunities for adult learning.

Housing and land

- Through its Affordable Housing Supply Programme, the council is on track to deliver a further 50 new council homes at Brackenhill Farm, Hamilton during 2024-2025. Planning and pre-development work is also underway to deliver over 250 new homes across eight sites in East Kilbride, Hamilton, Larkhall and Cambuslang throughout 2025-26.
- In addition, progress is being made to acquire a further 150 homes this year through the Market Purchase Scheme, aiming to meet immediate housing needs in priority areas.
- 99% of reactive repairs were completed right first time
- 63.8% of lets to urgent homeless (UH) households, ensuring those with the highest housing need are prioritised.

Our economy

- To date, 1,340 participants have been supported on employability programmes, well on the way to reaching the 1,500 target.
- Preparation of the Evidence Report which forms the first stage of the Local Development Plan 3 (LDP3) has commenced. An engagement strategy has been developed and incorporated in the 2024 Development Plan Scheme which received approval from the Planning Committee in May 2024.

Delivering the plan and achieving best value

Against an extremely challenging set of socio-economic circumstances, positive performance was achieved: the percentage of gross rent arrears (current and former) reduced over the same period from 8.00% in 2023-24 (Q4) to 7.26% in Quarter 2.

With assistance from the Local Government Improvement Service, the council developed an SLC-focused LGBF dashboard reflecting the council's strategic outcomes as set out in the Council Plan, Connect. Following a presentation at the Performance and Review Scrutiny Forum (PRSF) on 28 May 2024, the dashboard was made available to the public via a link on the performance pages of the council's [website](#).

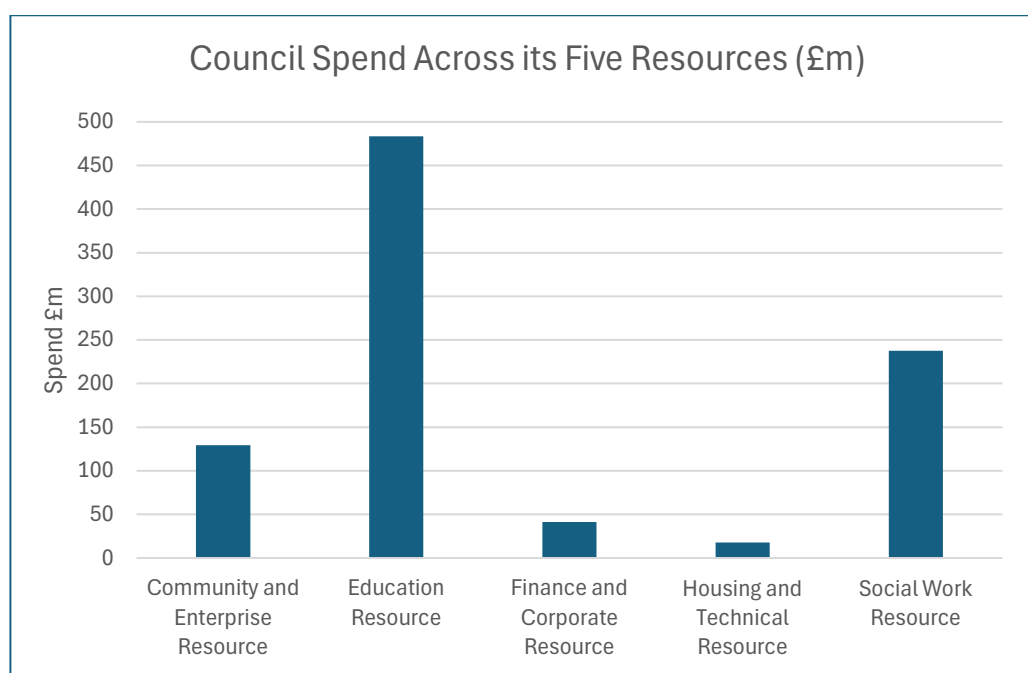
Oracle Fusion - HR and Payroll modules went live in August 2024.

Financial performance

General fund position at end 2024/2025

The council's General Fund budget for 2024/2025 was approved by the Council on 21 February 2024. This is the operational budget of the council. At the end of 2024/2025, the council's budget was showing an underspend position of £30.090 million. After making a number of agreed Transfers to Reserves totalling £30.090 million, the final position was a breakeven position. The full position for the council's Resources is detailed in the Revenue Budget Outturn 2024/2025 reported to the Executive Committee on 25 June 2025. This position takes account of the achievement of £12.667 million of the £13.190 million of approved savings for the year, with the remainder being pursued into 2025/2026.

The split of the spend across the individual Resources is shown below. This reflects the council's spend based on its operational structure (including transfers to reserves), with the biggest Resource being Education Resources. The budget is monitored internally on the basis of the five Resources. Council spend across its five Resources (£m) is noted in the diagram and table overleaf.



Council Resource	Spend (After Transfers to Reserves) £m
Community and Enterprise Resources	129.318
Education Resources	483.334
Finance and Corporate Resources	41.242
Housing and Technical Resources	17.692
Social Work Resources	237.517

This spend against budget is shown in the South Lanarkshire Performance Section of the table below, which shows the Resources' final outturn position before any transfers were made to reserves for specific funding or commitments. The main variances are explained as:

- Community and Enterprise Resources: an underspend of £0.617 million offset by monies carried forward into 2025/2026 for committed spend as a result of underspends within Grounds and Roads Services.

- Finance and Corporate Resources: an underspend of £2.092 million before transfers to reserves. The resultant position was a breakeven position after transfers to reserves.
- Housing and Technical Resources: an underspend of £1.721 million before transfers to reserves. The resultant position was a breakeven position after transfers to reserves.
- Social Work Resources: an underspend of £2.208 million before transfers to reserves. The resultant position was a breakeven position after transfers to reserves.
- Loan Charges: an underspend of £0.193 million after carrying forward funding (£8.774 million) to assist in the Medium-Term Budget Strategy, reflecting the use of the Loans Fund Review and Interest on Revenue Balances. The underspend prior to the carry forward of these monies was £8.967 million.
- Corporate Items: an underspend of £10.559 million before carrying forward monies relating to Pay Award Funding, Utilities, Procurement Savings, Insurance Fund and Service Concessions.
- Council Tax/Council Tax Reduction Scheme (over-recovery £3.253 million) mainly the impact of additional houses added in-year, higher than anticipated levels of income from previous years arrears collection and additional income from empty properties.

The Comprehensive Income and Expenditure Statement of the Accounts (page 47) sets out the council's year-end position on expenditure and income, in accordance with accounting requirements. This is different to the way that the council reports its financial monitoring internally as we are required to make a number of accounting adjustments. The Expenditure and Funding Analysis (EFA) on page 55 provides a link between the council's internal financial monitoring reports, and the figures in the Comprehensive Income and Expenditure Statement.

Table 1 shows the reader of the Accounts how to go from the internal Monitoring Report, through to the first column of the EFA (page 55).

Council resources and boards	SLC Annual Budget	SLC Actual Outturn	SLC Outturn Variance	Building the EFA Actual Outturn	Building the EFA Move / Remove items not included in Cost of Services	Building the EFA Net Expenditure Chargeable to the General Fund and HRA Services
	(Col 1)	(Col 2)	(Col 3)	(Col 2 Data)		
Not applicable	£m	£m	£m	£m	£m	£m
Community and Enterprise	129.318	128.701	0.617	128.701	0	128.701
Education	483.338	482.703	0.635	482.703	0	482.703
Finance and Corporate	41.242	39.150	2.092	39.150	0.986	40.136
HRA	0	0	0	0	2.981	2.981
Housing and Technical	17.692	15.971	1.721	15.971	0.001	15.972
Social Work	237.517	235.309	2.208	235.309	0	235.309
Joint Boards	1.902	1.864	0.038	1.864	0	1.864
Corporate Items	5.526	(5.033)	10.559	(5.033)	(3.837)	(8.870)
Net Cost of Services	916.535	898.665	17.870	898.665	0.131	898.796
Other Income and Expenditure	(916.535)	(928.755)	12.220	(928.755)	22.311	(906.444)

Council resources and boards	SLC Annual Budget	SLC Actual Outturn	SLC Outturn Variance	Building the EFA Actual Outturn	Building the EFA Move / Remove items not included in Cost of Services	Building the EFA Net Expenditure Chargeable to the General Fund and HRA Services
	(Col 1)	(Col 2)	(Col 3)	(Col 2 Data)		
(Surplus) / Deficit on Provision of Services	0	(30.090)	30.090	(30.090)	22.442	(7.648)

The council's final reported outturn position for the year is a breakeven position (surplus of £30.090 million if you exclude the transfers to reserves at the end of the year – see col 2 above). However, as previously noted, this is not how the surplus is displayed in the various statements in the accounts due to accounting requirements to both exclude and include certain items for both the EFA and CIES, with the final entries being included as part of the Movement in Reserves Statement.

The final column in the table shows a surplus of £7.648 million which corresponds to the figures in the first column on the Expenditure and Funding Analysis on page 55. To this, accounting regulations require us to add in other entries for items including pensions, holiday pay, capital financed from revenue and loans fund principal payments (column 2 on EFA page 55) to arrive at a deficit on the provision of services of £26.801 million. To this, we need to take into account accounting requirements to reverse some entries to the balance sheet and also transfers from reserves which were required to fund projects during the year and transfers to reserves at the end of the year which are required to fund commitments in future years. After taking into account all of these items, the final outturn position for the council was a breakeven position, as reported to the Executive Committee.

The Movement in Reserves Statement on page 49 reconciles the financial position shown in the Comprehensive Income and Expenditure Statement (page 47) to the movement on the council's Reserves (pages 49 to 50).

During the year, the council drew money down from reserves, to meet current commitments or for agreed use in the 2024/2025 budget strategy, including Pupil Equity Fund for schools, Information Technology and funding for multi-year projects. In addition, the council made contributions to reserves for a variety of projects including multiyear investment plans, Pupil Equity funding and to meet future commitments. Money was also set aside for future budget strategies.

The balance on the council's total General Fund Reserve is £118.997 million and includes commitments for future projects as well as elements earmarked for use in future budget strategies. The General Fund Reserve is one of the statutory reserves that the council is permitted to hold and is included in the total usable reserves on the Balance Sheet totalling £147.568 million. A summary of the councils' total usable reserves is shown in the table below, with full details of all the council's usable reserves, including transfers to / from each of these reserves in 2024/2025 are detailed in Note 12.

Total Usable Reserves	Not applicable	147,568
Less:	Not applicable	Not applicable
General Fund (committed inc. budget strategies)	105,954	Not applicable
Repairs and Renewals (inc. Winter Maintenance)	5,123	Not applicable
Capital Funds (inc. Capital Receipts Reserve)	11,196	Not applicable
Insurance Fund	1,812	Not applicable
Housing Revenue Account	10,440	Not applicable
Total Committed Usable Reserves	Not applicable	134,525
Uncommitted General Fund	Not applicable	13,043

Note 12 shows that the council's General Fund reserve comprises an earmarked element (£105.954 million) and an unearmarked balance of £13.043 million.

The council's Reserves policy identifies that there is no prescribed minimum level of reserves which should be held by a council. The level of Uncommitted General Fund of £13.043 million currently reflects a suitable cushion to contribute towards any unanticipated pressures that the council may face

Housing revenue account

As well as running a General Fund account to deliver services, the council also manages a stock of housing. The annual expenditure on the council houses (£127.383 million in 2024/2025) and the total income received (£124.402m in 2023/24), are held as a ring-fenced Housing Revenue Account (HRA). Any surplus funds are held in a Reserve on the council's balance sheet and can be used in future years. The details are shown on pages 107-108.

At the end of financial year 2024/2025, there was an overspend of £2.981 million on the Housing Revenue Account. This was funded from the Housing Revenue Account Reserve. The Reserve was also increased by £0.200 million for income received through Council Tax from owners of second homes. These transfers mean a decrease of £2.781 million in the Housing Revenue Reserve, taking its total to £10.440 million at the end of 2024/2025.


These monies will be carried forward to future years to fund the increased volume and cost of repairs, the development costs related to the new housing management I.T. system and the continuation of the housing investment programme, as well as maintaining a reasonable level of reserves.

The council has a medium to long term financial business plan for the HRA. This ensures the affordability of the council's approved Strategic Housing Investment Programme (SHIP), a key part of the Local Housing Strategy (LHS) process. The strategic outcomes identified in the LHS, guide investment priorities outlined within the SHIP, including the increase in supply of affordable housing in areas of housing pressure, as well as coping with the needs of an ageing population.

The balance sheet

Taking the year's activity into account, the council's balance sheet (page 48) shows the position as at 31 March 2025 and brings together the council's year end balances including the assets owned, the monies owed to and by the council and the reserves available to the council for use in future years.

The position at the end of March 2025 as well as the previous year for information, is shown overleaf.



The main change year on year is the increase in Property, Plant and Equipment within Long Term Assets. This mainly reflects the revaluation of Council Dwellings.

In addition, there has also been an increase in Net Current Liabilities reflecting the amount of short term temporary borrowing undertaken during the financial year (which is offset by a reduction in long term borrowing) while current interest rates remain high.

Other Long Term Liabilities have also increased reflecting the remeasurement of the council's lease liabilities, including PPP, under IFRS16.

The Pension Liability is indicative of a broad position; however, the reader should be aware that the council is meeting its pension costs on an annual basis.

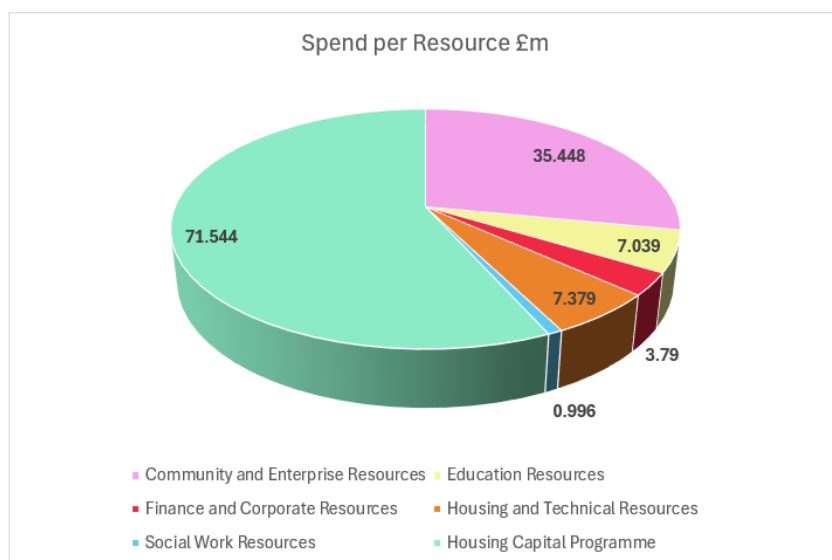
The council's assets and liabilities are funded by an equivalent level of Reserves. These Reserves comprise Unusable Reserves of £2,412 million (maintained for accounting purposes only) and Usable Reserves of £147.5 million which as the name suggests, are those which the council can use to support service delivery through its Revenue and Capital budgets. The detail of these Reserves is noted in the Movement in Reserves Statement on page 49 with more detail provided in Note 12 (page 64) and the Accounting Policies (pages 99 to 105).

It is expected that future revenue income, alongside the council's budgeting and planning processes, will ensure management of future liabilities. It is therefore considered appropriate to adopt a going concern basis for the preparation of these financial statements.

Capital programme

The council operates two distinct capital programmes: the General Services Capital Programme and the Housing Capital Programme.

The spend across Resources and Housing is shown in the graphic (and the table) overleaf.



Council resource	Spend £m
Community and Enterprise Resources	35.448
Education Resources	7.039
Finance and Corporate Resources	3.790
Housing and Technical Resources	7.379
Social Work Resources	0.996
Housing Capital Programme	71.544

The General Services Capital Programme spend was £54.652 million in 2024/2025, equating to approximately 74% of the original capital budget approved at the start of the financial year.

The underspend reflects a variation from the expected timing of spend across a number of projects within multi-year programmes. The main projects contributing to the underspend include the Place Based Investment Programme, Leisure and Culture Transformation Fund, Rural Development Centre – Lanark, Three Rivers / Clydesdale Way, Hamilton Town Centre Masterplan, East Kilbride Town Centre Masterplan, Prioritised Urgent Investment, Glasgow City Region City Deal project Greenhills Road, Lifecycle Replacement Schools and St John the Baptist Kitchen Upgrade. Project budgets have been carried forward into 2025/26 to complete these projects where appropriate.

Significant projects spend during the year has been incurred on a number of projects including:

- Hairmyres Station Park and Ride (£3.4m),
- Roads Carriageway Investment Programme (£9.9m),
- Our Lady of Lourdes Primary School Adaptations (£3.3m),
- Oracle Fusion Project and Schools ICT (£4.2m)
- Clyde Bride (£1.3m)
- Lanark Road Signalisation (£1.1m)
- Prioritised Urgent Investment (£1.1m) and
- Larkhall Leisure Centre (£1.0m)

The new Ponfeigh Bridge Replacement is shown in the image below:



The Lanark Road Signalisation, a City Region City Deal project is shown in the image below:



The General Services Programme has been funded from a combination of grants from various funding bodies including Scottish Government and partner organisations (£29.050 million), borrowing (£9.482 million), capital receipts (£1.340 million), revenue contributions (£1.289 million) and specific reserves (£0.767 million).

The Housing Capital Programme spent £71.544 million in 2024/2025, 93% of its revised budget target. This underspend is due to delays experienced at Cairnswell Avenue, Cambuslang where minimal spend was eventually incurred, and Brackenhill Farm, Hamilton (site 1). In addition, the average purchase price for properties purchased through the Market Purchase Scheme reduced reflecting the current size of properties being purchased.

The focus of Housing Capital Programme expenditure on council housing stock was on the provision of additional housing and improvement and environmental works. The Housing Programme is ring-fenced and funded by the Housing Revenue Account, Government Grant, Borrowing and house/land sales.

The new build Cornhill Village site in Hamilton is shown in the image below:



The Capital Budget Monitoring Final Outturn – 2024/2025 for both Programmes was reported to the Executive Committee on 25 June 2025.

The council is able to regulate its own capital spending limits within a Prudential Framework recommended by CIPFA and endorsed by the Scottish Government. As such, the repayment of borrowing, which falls as a future commitment against the council's Revenue Budget, must be affordable. The repayments form part of the approved revenue budget, and the spend and debt repayments remain within the Prudential Framework limits approved by the council. The ratio of financing costs to the council's Net Revenue Stream for 2024/2025 (Government Grant plus Council Tax Income) is 4.81%.

Key financial ratios

In order to monitor financial performance and to supplement the figures contained within the Annual Accounts, the council prepares a number of financial ratios as a result of best practice guidance contained within the Prudential Code for Capital Finance in Local Authorities. These relate to the borrowing the council undertakes.

The following table provides information on these indicators:

Financial Indicator and Commentary	2024/2025 Forecast £m	2024/2025 Outcome £m
Debt/Long-term Borrowing	Not applicable	Not applicable
Capital Financing Requirement (CFR) for the current year.	1,439	1,592
External Debt Levels for the current year. (Excluding Accrued Interest)	1,287	1,331
Gross Borrowing (External Debt Levels excluding PPP Finance Lease Liability)	1,121	1,031
Ratio of Financing Costs to Net Revenue Stream (as a %) which indicates how much of the council's net revenue budget is used for servicing debt:		
• General Services	3.91%	4.81%
• Housing Revenue Account	8.58%	9.33%

The Capital Financing Requirement (CFR) shows how much the council needs to borrow in order to fund its capital expenditure. The actual CFR for the year is £153 million more than forecast due to the recognition of assets and liabilities under IFRS16 offset slightly by a reduction in borrowing required to fund the 2023/2024 capital programmes. This reflects the timing of spend across both capital programmes (General Services and HRA).

The ratio of financing costs to net revenue stream for General Services shows what percentage of our income from Council Tax and Government Grant is used to pay for the costs of borrowing. For the Housing Revenue Account, the ratio shows how house rents have been used to pay for the cost of borrowing.

For General Services the ratio is higher than forecast. This is due to costs previously classified as operating costs now being classified as financing costs under IFRS16.

For the Housing Revenue Account, the ratio is higher than forecast due to actual borrowing costs being higher than forecast and a slight decrease in income.

Financial planning

The council continues to face financial pressures as a result of pessimistic forecasts of government grant and continuing demand for services. Increasing cost burdens due to pay awards and above average contract inflation over recent years have continued to reduce the spending power of council budgets.

Financial Planning is a key tool in managing these pressures. While the council has Long Term Revenue and Capital Budget Strategies in place, a Revenue Budget Strategy is prepared in advance of the new financial year along with an annual report on the Prudential Indicators, the Treasury Management Strategy and the Annual Investment Strategy. This suite of reports lays out the position for the council across the coming years and identifies the key areas of financial risk and pressure.

A new Capital programme is also approved each year, based on the aspirations of the Capital Strategy, but also taking account of any new areas of investment to be considered since the Strategy was drafted.

A Medium-Term Revenue Financial Strategy covering 2026/2027 and 2027/2028 will be presented to the Executive Committee on 25 June 2025, with the promise of a refreshed Longer-Term strategy to be produced later in the year. Similarly, a longer term Capital Strategy will be presented to members later in the calendar year.

Financial Outlook including Risks and Uncertainties

Outlook

The council approved its 2025/2026 revenue budget of £1,019 million on 26 February 2025. For the coming years, the outlook for Scottish Public Finances is not positive. The Scottish Fiscal Commission (SFC) estimates that the overall Scottish Budget will have an average budget gap of over 10 percent each year over the next 50 years. They believe that these financial pressures will build as the population ages and as the cost of delivering services increases.

A report prepared by Audit Scotland and released by the Accounts Commission in April 2024 ([Local government budgets 2024/25 | Audit Scotland](#)) reaffirms that Scottish councils are facing a significant gap between the money needed to deliver local services and the money they have available. Together, all 32 councils were noted as having a gap of £585 million for 2024/2025 and that is estimated to increase to £780 million by 2026/2027.

The scale of the financial challenge remains significant. Given the magnitude of the national local government Budget Gap, it is acknowledged that there requires to be a fundamental re-think of what public services in Scotland can do to manage their budgets moving forward, including what councils can deliver by way of services to the public. At a local level, this means we are having to consider the things we do as a council, how we do them and where we deliver them from.

On 25 June 2025, a Revenue Budget Strategy covering the period 2026/2027 to 2027/2028 was presented to the Executive Committee, giving a medium term view on the financial position of the council over the next 2 years. This included an initial Budget Gap of £24 million but noting that this could increase to £42 million if we factor in a higher than budgeted Pay Award.

Given the magnitude of the Budget Gap, we had to manage for 2025/2026 and then the level we are facing for the coming 2 years at least, the council has acknowledged that fundamental change is required. Difficult decisions will continue to be required to balance the council's budget. As an organisation, we know we will need to significantly change what we deliver over the coming years with the focus being on statutory services. There will likely be areas where we will need to consider whether we can continue to deliver services and if so, what those services will actually look like.

In order to deliver this, the programme of change (in the form of the council's Transformational Change programme) is ongoing, with the key aim being to drive continuous improvement as well as driving efficiencies. As they have done over many years, these efficiencies will feed into the Budget Strategy and support the delivery of a balanced budget. The Transformation Change programme is made up of a number of Cross-Cutting Reviews (cross-Resource reviews) as well as individual reviews across Service areas. The progress of these reviews is reported regularly to the Performance and Review Scrutiny Forum, or to Committee specifically if a decision is required to allow the review to progress, to ensure visibility and buy-in from elected members.

Examples of these reviews are the Strategic Estates Review where we are looking at our buildings, their condition and the services we deliver from them; the Procurement Review where we are considering what, how and where we buy from; and Management and Organisational Structures where we are looking to ensure we have the optimum structure in place to make the organisation work.

Risks and uncertainties

There are a number of other risks and uncertainties faced by the council. In looking at these areas, it is important to note the council's governance arrangements. These are detailed in the Annual Governance Statement which sets out the proper arrangements for the governance of the council's activities, facilitating the effective exercise of its functions and including clear arrangements for the management of risk. The Annual Governance Statement can be found on page 21.

The council maintains a Risk Register which is updated on a regular basis by senior management and is presented to elected members. The latest reported version of the Risk Register was the Review of the council's Top Risks/Year End Risk Management Report reported to committee in September 2024. The risk

register is one of the key sources of assurance that inform the council's annual review of its governance arrangements.

The council's Top Risks (Very High level) are provided below.

1. The Budget Gap that the council is facing across the medium term is the biggest risk faced by the council. The Budget Gap is the result of the continued real terms reduction in Government funding as well as the increased demand and increased cost of services including the significant impact of price increases on areas such as inflationary increases on utilities, and increased staff costs due to pay awards. Reduced fees/income received by the council would add to budget pressures across Services
2. Inability of the council to effectively provide accommodation and support to households who are homeless and people who arrive in South Lanarkshire as part of refugee resettlement and the asylum seeker dispersal programmes (including those for unaccompanied children)
3. The council, in conjunction with its partners, is unable to provide the required support to reducing the overall impact of the costs of living crisis on households in South Lanarkshire resulting in increasing levels of poverty, debt, and poorer outcomes for people
4. Inability to take the necessary action due to funding constraints, to combat climate change, and work toward achieving net zero carbon emissions by 2045, thereby contributing to negative and irreversible environmental, social and economic impacts on the council and its residents
5. The council's operations are affected by fraud, theft, organised crime and cyber attacks
6. The council does not fully deliver the strategic outcomes required of the IJB as outlined in their Strategic Commissioning Plan
7. The council fails to comply with or meet the expected standards of scrutiny and deliver the improvement actions identified by regulatory bodies
8. The provision of council services is disrupted because of industrial action
9. The council fails to comply with its statutory duties by not conducting sufficiently robust impact assessments where the same are required, including in respect of budget/service redesign proposals, leading to potential legal and financial challenges, which could result in failure to deliver those proposals
10. Adequate Inability to ensure public protection and safety
11. The council inherits commercially unviable shopping centres due to the financial failure of existing owner/management companies resulting in significant financial and operational liabilities transferring to the council
12. Increasing levels of adverse weather

These key risks as well as the remainder of the council's high-level risks are shown in the list and graphic below:

- Failure to fulfil emergency response commitments befitting the council's status as a Category One (emergency) responder
- Due to the fragility and lack of capacity of the third and private sector market, providers are potentially unable to sustain their business models, which could result in a deterioration of their service standards and/or provider failure. This could result in the council seeking alternative service provision in a reduced marketplace to allow us to meet the demand for services.
- The council does not have the appropriate emergency / business continuity plans; contingency arrangements or partnerships in place to respond to/or recover from a pandemic/endemic event.
- Procurement activity is affected by supply chain issues; a lack of resources; non-compliance or legal challenge
- Lack of capacity and skills to meet increased service demands
- Information governance not subject to adequate control
- Historic childhood abuse
- The council is materially affected by the implications arising from the National Care Service Bill
- Implications of the Scottish Fire and Rescue Service Unwanted Fire Alarm Signals Policy within the council's non-domestic estate
- Inability to maintain infrastructure, assets and properties in a well-maintained condition that will avoid unplanned closure, due to budget constraints and failure to achieve objectives of asset and property reviews
- IT development, functionality and implementation of new systems does not support service delivery to secure efficiencies

- The council fails to deliver the objectives of the Community Wealth Building Strategy
- The council fails to deliver the outcomes of the Economic Strategy
- Failure to ensure the health, safety and wellbeing of employees and the protection of service users and members of the public in the delivery of council services
- Failure to achieve the outcomes of the Community Plan 2022-2032
- Failure to achieve the outcomes of the Council Plan



Taken together, these risks and external influences represent a fast-changing environment, bringing opportunities as well as challenges, and driving the requirement for the council and its services to be open to new ways of working, to innovation and continuous improvement.

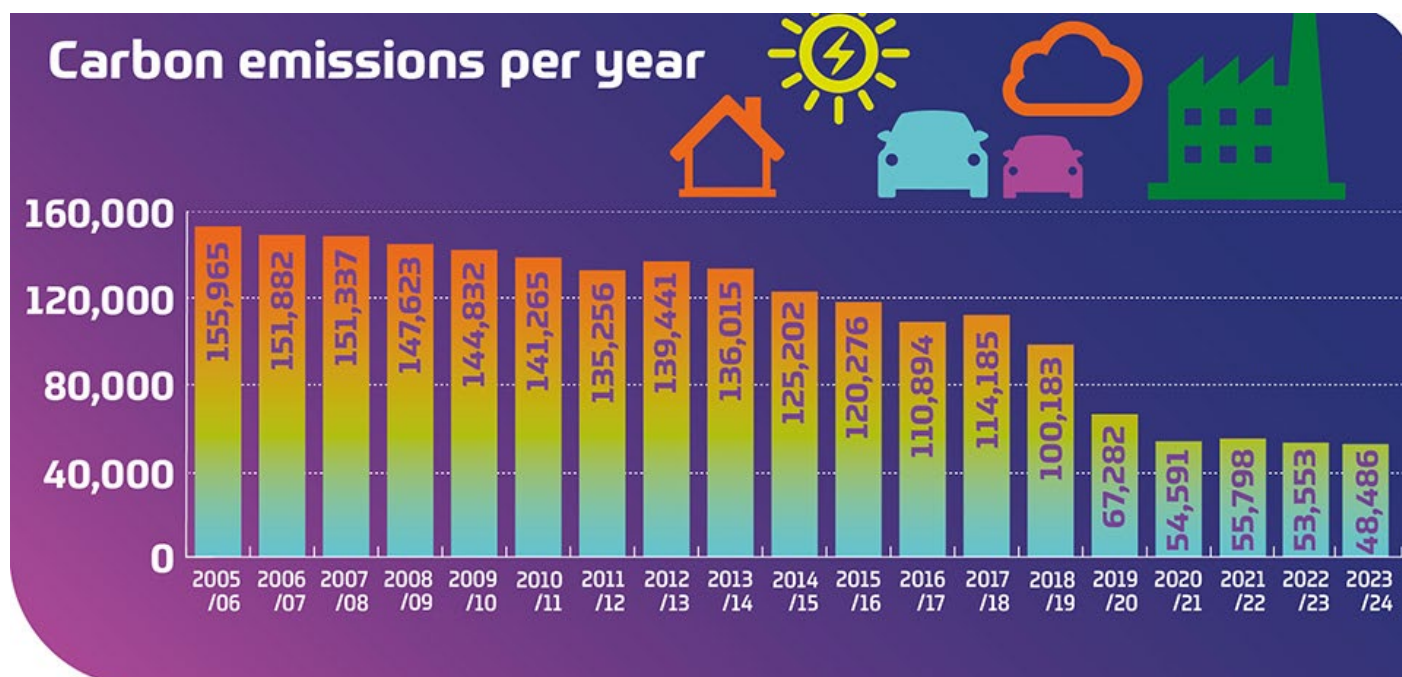
Sustainable development and climate change

Sustainable development and climate change action is governed through the council's Climate Change and Sustainability Committee which has decision making powers to help to accelerate the pace and scale of action needed in response to the climate emergency and meet challenging climate change national targets.

Our commitment to sustainable development begins with integrating climate considerations into our policies, plans, and decision-making processes. Sustainable development and Climate Change is embedded within the Council Plan, Community Plan as well as other relevant plans, policies and strategies. The council's Sustainable Development and Climate Change Strategy (SDCCS) 2022 - 2027 sets out our overall approach to sustainable development and the challenges and opportunities of climate change.

The Climate Change (Scotland) Act 2009 has set a 2045 target for net-zero emission of all greenhouse gases. As a public sector body, we have a legislative requirement to contribute to this target and are required to set and report on our own carbon reduction targets. We are committed to measuring, monitoring, and reporting our greenhouse gas emissions, as well as the progress we make in achieving our carbon reduction targets. The most recent carbon footprint, for 2023-24 shows that reductions of 68.9% have been achieved since the baseline year of 2005-06.

In addition to mitigating our own impact, we understand the importance of adaptation to climate change. Failure to meet sustainable development and climate change objectives was identified as one of the council's top risks - these risks relate to economic, social and cultural influencers.



Carbon emission reductions between 2005-06 and 2023-24

2005-06 2023-24



Supplementary information

Common good and trust funds

The council operates Common Good and Trust Fund accounts which record the financial transactions in relation to funds the council administers. These do not represent charges or income to Council Tax payers. These are shown in pages 97-98 of the Accounts.

Our group

The council has adopted the recommendations of the Accounting Code of Practice in the United Kingdom 2024/2025 and has produced a full set of Group Accounts. These accounts incorporate any material balances from identified associates of the council, and include a Group Movement in Reserves Statement, a Group Balance Sheet, a Group Expenditure Funding Analysis Statement, a Group Income and Expenditure Statement and a Group Cash Flow.

By including the Group entities along with the council's own Accounts, the effect on the Group Balance Sheet is an increase in both Reserves and Net Assets of £103.478 million. This represents the council's share of the net assets in these entities. The Group Accounts, including details of associates are included in pages 111-123. There has been no change to the Group membership since 2023/2024.

More information

Further information about South Lanarkshire Council can be obtained on the council's website www.southlanarkshire.gov.uk. Alternatively, contact Finance and Corporate Resources, Floor 4, Almada Street, Hamilton ML3 0AB

Jackie Taylor
Executive Director, Finance and Corporate Resources

Paul Manning
Chief Executive

Councillor Joe Fagan
Leader of the council

Annual governance statement 2024/2025

1. Scope of responsibility

The residents of South Lanarkshire expect the council to conduct its business in a lawful and transparent way. In particular, the council has a duty to safeguard public money and account for it; and to continuously review and improve how its functions are discharged, focussing on the priorities of economy, efficiency, and effectiveness.

The council is responsible for putting in place proper arrangements for the governance of its activities, facilitating the effective exercise of its functions including clear arrangements for the management of risk.

A [Local Code of Corporate Governance](#) (referred to as the “Code” from here on) has been approved and adopted. The Code is reviewed and updated annually and is consistent with the seven core principles of the Chartered Institute of Public Finance and Accountancy (CIPFA) and the Society of Local Authority Chief Executives (SOLACE) framework entitled ‘Delivering Good Governance in Local Government’.

This statement explains how the council has complied with the Code during 2024/2025 and meets legislative requirements to include the Annual Governance Statement within the Annual Accounts.

2. The purpose of the council

The [Council Plan 2022-2027 - South Lanarkshire Council](#) sets out the council’s vision, values and objectives and what difference this will make to the residents and communities of South Lanarkshire. The Council Plan which was informed by the views of South Lanarkshire residents and information from many other sources including local community plans, face to face discussions, online feedback, feedback from Community Groups, Community events and surveys was approved by council in June 2022.

The council is also a statutory Community Planning Partner and the Community Plan 2022-32 ([Community Planning](#)) provides a common vision for the South Lanarkshire Community Planning Partnership and sets out how the partners aim to achieve that vision.

The council has set the framework for strong corporate governance by having a clear vision and values which are outlined below: -

Our vision is to improve the lives and prospects of everyone in South Lanarkshire.

Our priorities are:

- People – we will work to put people first and reduce inequality.
- Progress – we will work to recover, progress and improve.
- Planet – we will work towards a sustainable future in sustainable places.

Our outcomes will be:

- Communities and environment - Caring, connected, sustainable communities.
- Education and learning - Inspiring learners, transforming learning, strengthening partnerships.
- Health and wellbeing - People live the healthiest lives possible.
- Children and young people - Our children and young people thrive.
- Housing and land - Good quality, suitable and sustainable places to live.
- Our economy - Thriving business, fair jobs and vibrant town centres.

Our values are:

- Focused on people and their needs
- Working with and respecting others
- Accountable, effective, efficient and transparent
- Ambitious, self-aware and improving
- Fair, open and sustainable
- Excellent employer

3. The purpose of the council's governance framework

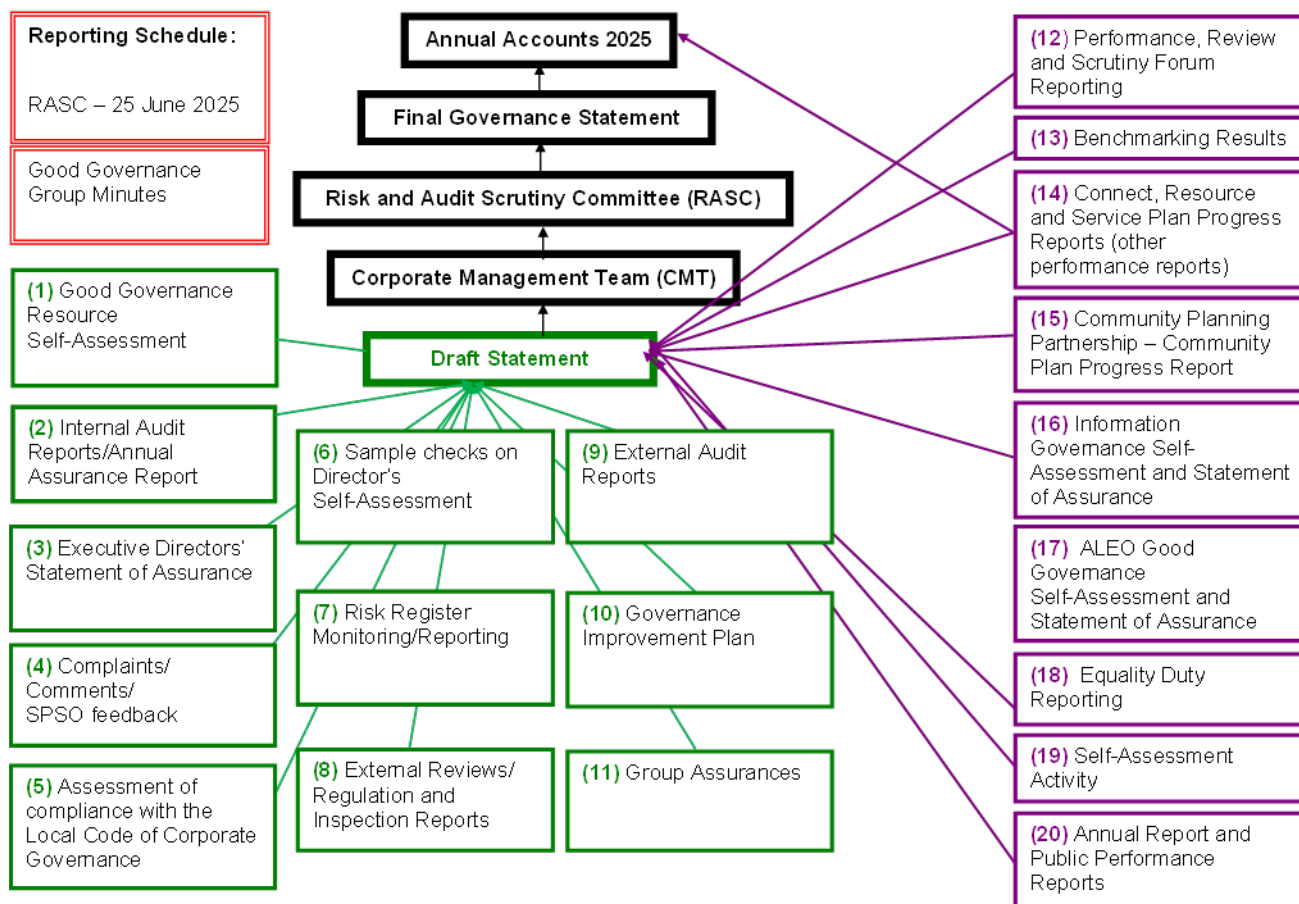
The governance framework comprises of the culture, values, systems, and processes by which the council is directed and controlled. It describes the way the council is accountable to communities. It enables the council to monitor the achievement of its strategic objectives and consider whether these objectives have led to the delivery of appropriate and cost-effective services.

The system of internal control is a significant part of that framework and is designed to manage risk to a reasonable level. It is based on an ongoing process designed to identify and prioritise the risks to the achievement of the council's aims and objectives by evaluating the likelihood and potential impact of those risks being realised. This enables the council to manage risk efficiently, effectively, and economically.

The governance framework has been in place at South Lanarkshire Council for the year ended 31 March 2025 and up to the date of approval of the Annual Report and Accounts.

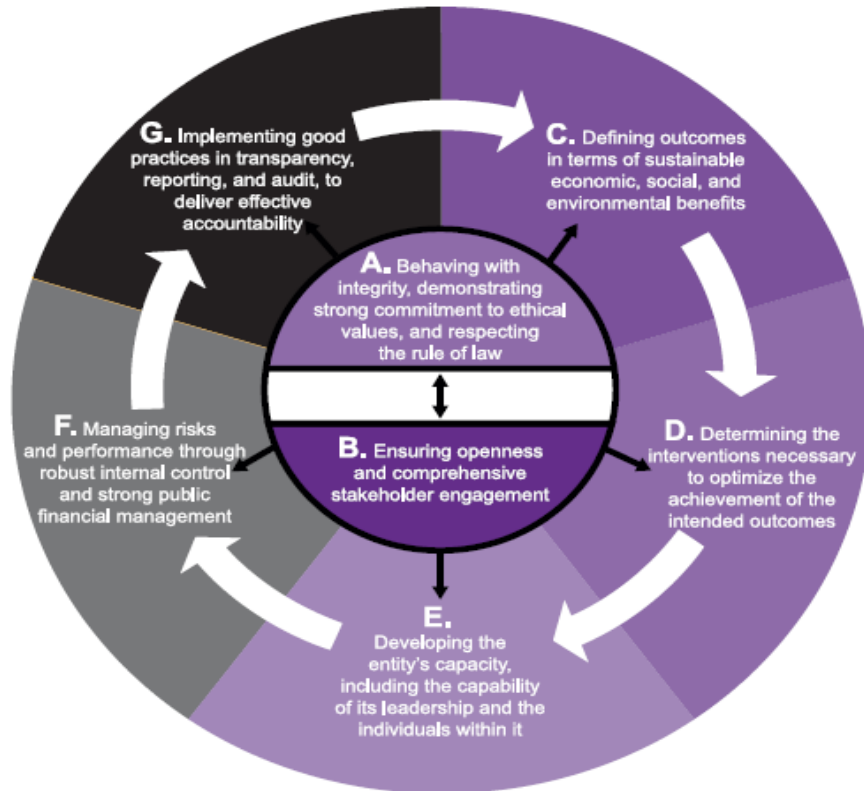
4. How the council monitors and evaluates the effectiveness of its governance arrangements?

The council annually reviews the effectiveness of its governance arrangements. The key sources of assurance that inform this review and underpin the statements made within this document are shown in the diagram below.



5. Key elements of the council's governance assurance framework

The council aims to achieve good standards of governance by adhering to the seven national principles below, which form the basis of the council's Code. These principles are used each year to evaluate governance arrangements and identify areas for improvement.



The following tables demonstrate how the council has complied with these principles and provides assurance as to how they are met. Significant elements of the systems and processes that comprise the council's governance arrangements and important changes/ developments are described. Links to the key council documents referred to below can be found in Section 2 of the Code.

Principle A: Behaving with integrity, demonstrating strong commitment to ethical values, and respecting the rule of law

Links to council's values:

- Accountable, effective, efficient, and transparent; Working with and respecting others

How we do this:

- The council's values and objectives provide clear direction to councillors and employees and are embedded in all policies and processes.
- Standards of conduct and integrity were promoted through the national Code of Conduct for Councillors and by the Standards and Procedures Advisory Forum. This is supplemented by role profiles which have a core accountability to maintain the highest standards of conduct.
- The employee Code of Conduct outlines standards of conduct and integrity. All breaches including reported cases of suspected unethical behaviour and non-compliance with the law/policy were investigated through the employee disciplinary process and the recommended actions taken.
- Professional Codes of Conduct ensured that ethical standards were maintained, and all breaches were investigated by the governing body.
- To support integrity in decision making, the council has a number of Committee procedural documents including decision making protocols known as the Scheme of Delegation, terms of reference documents, standing orders on procedures and contracts and financial regulations.

- To ensure openness and transparency agendas and Committee reports are published to the council website at least five working days ahead of the scheduled meeting dates and any minutes of decisions taken by the Chief Executive during any period when committee meetings are suspended are publicised on the council website. Committee meetings are live streamed to the council's YouTube channel.
- To ensure openness and transparency in decision making processes, all declarations of interest made by councillors at meetings were recorded and made available online.
- There are a range of policies such as the Counter Fraud, Bribery and Corruption Policy Statement and Strategy. These continue to be updated to reflect best practice and support a culture of ethical behaviour amongst employees and councillors.
- Health and Safety compliance during 2024/2025 was assessed as being within the top rating band of "good".
- Legal Services maintained an overview of legislation and regulations and worked with services to ensure compliance.

Principle B: Ensuring openness and comprehensive stakeholder engagement

Links to council's values:

Accountable, effective, efficient, and transparent; Fair, open, and sustainable; Focused on people and their needs; Working with and respecting others

How we do this:

- To ensure transparency and openness in decision making processes, all agendas, reports, and decisions were published on the council's website and printed copies were available for public inspection for all Committee and Forum meetings (except the Standards and Procedures Advisory Forum). From April 2021 all Committee meetings were live streamed to the [council's YouTube channel](#). From August 2021 all Forum meetings have been live streamed.
- The [Committee Management Information System](#) allows members of the public to register and be notified when Committee and forum papers are published. The system also facilitates the creation of [online petitions](#) to increase the potential reach of signatories.
- The work of the council and key information from our partners is communicated regularly using a range of communication channels. The [South Lanarkshire View](#) pages on the council website provide a dedicated source of local information and news for communities. A variety of social media channels are used to communicate updates and share information.
- A 'Let's Talk South Lanarkshire' campaign has been established and was used to engage local people in an initial discussion about their experiences of the pandemic and continues to be used for ongoing dialogue with communities on both the council and community planning priorities.
- The council's Community Engagement Team continue their work to increase stakeholder engagement and involvement in decision making processes through the development of new Community Planning Partnership Neighbourhood Plans which are aimed at improving outcomes and reducing inequalities.
- The Community Planning Partnership published its first [Community Engagement and Participation Strategy 2020-2025](#) which is also available online in [BSL](#) and the council has produced an online course for employees to complement this.
- A partnership Participation and Engagement Group has been established to ensure that there is a consistent and co-ordinated approach to engaging with communities.
- The council carried out circa 50 surveys and engagement activities with residents, employees, and partners, and through the council's Citizens Panel to inform policy and service delivery. Further information on our surveys is published on the [council's website](#).
- To ensure inclusivity and help shape service delivery, the council co-ordinates regular engagement with targeted groups of people such as young people, older people, people with disabilities, unpaid carers, black and ethnic minorities. Groups considered items such as the budget consultation, rent setting and performance reporting.
- The [Participation Requests](#) and [Community Asset Transfer](#) processes support communities to engage with the council to improve local outcomes.
- The council's performance [Spotlights](#) summarise what the council has achieved and the [Public Performance Reports](#) provide a comprehensive overview of service performance. These, along with the coun-

cil's [Benchmarking report](#) demonstrate the council's commitment to continuous improvement and achieving Best Value; summarise the progress that the council has made in meeting its priorities and how it is performing locally and nationally.

- The council's Digital Strategy 2022 to 2027 sets out the overall approach to digital for the council. A key objective within the strategy is to assist those people who are unable to get online to access services digitally. The council also leads on the Digital Inclusion Sub Group, which reports into the Community Planning Partnership.
- A comprehensive range of information on how the council operates is available on the website. The [Freedom of Information Publication Scheme](#) ensures that key information about how the council works is accessible to the public.

Principle C: Defining outcomes in terms of sustainable, economic, social, and environmental benefits

Links to council's values:

Accountable, effective, efficient, and transparent; Fair, open, and sustainable; Focused on people and their needs

How we do this:

- The council has a Capital Strategy that has a long-term ambition on future capital investment (up to 2027/2028) and a capital programme agreed for 2024/25. This document is underpinned by a suite of Asset Management Plans which are aligned with the council's objectives and focus on creating an efficient, fit-for-purpose and sustainable core estate that delivers best value in terms of investment, running costs and environmental impact.
- The Council Plan 2022 to 2027 and Community Plan 2022 to 2032 have clearly defined economic, social, and environmental outcomes to be delivered during the period.
- A Community Wealth Building Strategy setting out the council's ambitions in relation to spending, workforce, land and property, finance and building the generative economy was approved in March 2021. A Community Wealth Building Commission was established to oversee the implementation of the Strategy, with the Commission receiving an annual report on progress. A Community Wealth Building Progress Group has been set up to ensure that timescales within the action plan are met.
- The CWB Strategy is supported by an action plan which is reviewed annually, with progress reported to the Commission at Q2 and Q4 via the council's Improve system.
- Annual Resource Plans which deliver the objectives of the Council Plan were reviewed and updated. These plans outline the outcomes and actions to be achieved within the year and reference linkages with other key strategic plans of the council and partnership plans.
- The [Sustainable Development and Climate Change Strategy 2022-27](#) was approved by the council in June 2022 and which sets out the council's strategic vision, themes and priorities in terms of the council, environment and communities for sustainable development and climate change during the period was developed using the principles of the United Nation's Sustainable Development Goals and to reduce the council's contribution to global warming.
- The council's [Climate Change and Sustainability Committee](#) oversees the delivery of the Sustainable Development and Climate Change Strategy 2022-2027, the council's transition to carbon neutrality and climate resilience.
- The council's [Procurement Strategy 2023-28](#) which is complemented by an annual action plan, sets out how value for money, national and local priorities will be delivered. It also demonstrates how the council will deliver the wider social, economic, and environmental aims of procurement as required by the sustainable procurement duty.
- Sustainability principles are embedded in procurement processes and in recognition of the importance of our suppliers in achieving the council's aim to become more sustainable.
- Strategic Environmental Assessments (SEAs) were completed for all relevant council led policies, plans and strategies developed during 2024/2025.
- The [South Lanarkshire Local Development Plan 2](#) was adopted by the council on 9 April 2021. The spatial strategy of the plan is to encourage sustainable economic growth and regeneration, a move towards a low carbon economy, protect the natural and historic environment and mitigate against the impacts of climate change.
- A summary of the findings resulting from [Integrated Impact Assessments](#) and [Equality Impact Assessments](#) of the council's key decisions on service users, communities and businesses have been published on the council's website.

- Strategic decisions of the council have been subject to a Fairer Scotland Impact Assessment which considers how inequalities of outcome can be reduced.

Principle D: Determining the interventions necessary to optimise the achievement of the intended outcomes

Links to council's values:

Accountable, effective, efficient, and transparent; Ambitious, self-aware, and improving; Focused on people and their needs; Working with and respecting others

How we do this:

- There has been a programme of transformational reviews undertaken over recent years to identify savings and help manage balancing the council's budget. This programme is overseen by the Corporate Management Team with individual reviews led by Head of Service and sponsored by Executive Directors. Frameworks are in place for holding discussions with key stakeholders. Savings achievements are monitored monthly and reported to the Corporate Management Team quarterly.
- The Financial Strategy which is aligned with the council's objectives was updated during the year to reflect the latest internal and external influences. This plan sets out the assumptions in terms of commitments, grant funding and efficiency requirement and demonstrates sound financial management and the ability to address projected funding gaps.
- The annual budget setting consultations took place with members of the public, groups and the council's partners in order to inform the budget process. The annual budget is open to scrutiny and amendment by councillors until the approval of the final budget.
- The council's Performance Management Framework has ensured that progress against intended outcomes has been regularly reported to Management Teams; Committees; and the Performance and Review Scrutiny Forum. Decisions and actions to address performance issues have been taken and monitored to ensure that they have been effective.
- The council has complied with its statutory and regulatory reporting requirements during the year.
- The Public Bodies (Joint Working) (Scotland) Act 2014 sets out those Adult Care Services that are delegated to the Integration Joint Board (IJB) as set out in the South Lanarkshire Health and Social Care Integration Scheme. These services continue to be operationally delivered by the council in line with the strategic direction set out in the Strategic Commissioning Plan and IJB Directions.
- The council considers the specification and achievement of community benefits, which focus on the health, economic, social, and environmental wellbeing of the South Lanarkshire area, when awarding contracts.
- To improve efficiency and effectiveness, the council is the lead authority for a range of collaborative projects and services delivered through the Clyde Valley Learning and Development Group. We also work closely with, and share services with partners including SLLC, IJB and SEEMiS.

Principle E: Developing the entity's capacity, including the capability of its leadership and the individuals within it

Links to council's values:

Accountable, effective, efficient, and transparent; Ambitious, self-aware, and improving; Excellent employer; Focused on people and their needs; Working with and respecting others

How we do this:

- A Leadership Challenge Programme which is linked to succession planning was rolled out during 2023-24, and this is continuing.
- Learning and Development programmes were revised and employees at all levels can now access optional accredited management qualifications.
- Training requirements were identified, and online learning and development opportunities including webinars and e-briefings were developed and offered to all councillors.
- A review of the approach to agile working commenced in 2024 and is expected to conclude in 2025.
- A range of policies and activities are in place to support the Health and Wellbeing of employees including physical and mental health and these have been regularly communicated. Online wellbeing events were held in response to the new ways of working.
- The council recognises that skilled and motivated employees are a key asset. All employees have an annual performance appraisal which links to the council values and a Personal Development Plan. The council offers a range of training interventions to support employee development.

- The council has a comprehensive and coordinated approach to workforce planning which also supports succession planning. Each Resource reviews their workforce plan and related action plan to better understand workforce capacity issues, further challenges, and opportunities to ensure that resources are in the right place, at the right time and people have the right skills. The council Workforce Strategy and Planning process provides the framework for workforce planning in the council. The Strategy and Plans are aligned to current and future council service needs and details the approach by the council to ensure that the workforce required is in place to meet those needs.
- Senior Managers have overseen the annual scrutiny of the council's assets through the review of a suite of Asset Management Plans. Service Asset Management Plans have been developed in line with CIPFA guidance and these feed into the Corporate Asset Management Plan which outlines priorities and provides an overview of how the council has performed in this area.
- The council's Scheme of Delegation, Financial Regulations, Standing Orders on Contracts and Terms of Reference ensured that Committees, officers, and statutory officers were clear on the decisions that could be made within their area of authority. A Mid-Term Review of these arrangements having been concluded in 2024. This is supplemented by councillor's role profiles which outline the key purpose, specific and core accountabilities for each role.
- The council continues to work with a range of public sector, business, and academic partners to improve outcomes for those living and working in South Lanarkshire. Strategic Partnerships include the Community Planning Partnership and the Glasgow City Region City Deal.
- Local Government Benchmarking Framework (LGBF) results continue to be reported to the Performance Review and Scrutiny Forum, containing all LGBF indicators. As other reporting arrangements mature, the scale of this report may be reduced and the strategic suite of indicators aligned to Council Plan outcomes are featured in an appendix to the Council Plan Q4 report, giving an opportunity to assess the council's performance over time and comparative performance in the context of the Council Plan priorities.
- Further LGBF indicators will feature in the council's public performance reporting, both in the Annual Performance Spotlights and in the PPR pages on the website. These are topic-based and place the LGBF information in a richer context than is possible in the annual LGBF report. The results are analysed and an action plan developed which will be monitored by the Senior Management Team.
- To complement this work, an LGBF dashboard has been developed to provide easy access to the LGBF indicators and the narrative that sits alongside them. The dashboard shows time trends for each of the strategic indicators aligned with the Council Plan outcomes and provides charts comparing SLC performance with both the Scottish and the family group average.
- The council takes a risk-based approach to self-assessment which is used to review and redesign services with a focus on fundamental change. Progress and the impact of improvement activity was reported to the Senior Management Team and the Performance and Review Scrutiny Forum.
- The council has a robust complaints process which is underpinned by national complaints handling standards. Complaints performance was regularly reported to Senior Management and Committee and [learning from complaints](#) which is integral to this process is also published on the council's website. Complaint handling procedures have been updated in line with national changes and communicated to all employees.

Principle F: Managing risks and performance through robust internal control and strong public financial management

Links to council's values:

Accountable, effective, efficient, and transparent; Ambitious, self-aware, and improving

How we do this:

- The council, in partnership with Trade Unions, ensured that safe systems of work were in place through a robust risk assessment process, changes to working methods and supply of personal protective equipment.
- The council has put in place comprehensive arrangements for identifying, evaluating, and controlling significant risks which threaten the council's ability to meet its objectives to deliver services to the public. There is also a robust process in place for compliance monitoring of the council's Risk Management Strategy, Resource Risk Registers and Control Plans.
- The annual end of year compliance statement evidenced that all Resources were compliant with Risk Management Strategic requirements.
- The council's Internal Audit Service which complies with Public Sector Internal Audit Standards completed an annual programme of risk-based audits with an objective of providing an opinion on the adequacy and

effectiveness of the council's risk management, governance, and internal control arrangements. Where improvements were required, action plans were developed and monitored and where necessary follow-up audit work completed.

- In response to changes in working practices and the introduction of new systems, Internal Audit has advised on key internal controls that should be maintained.
- The Information Governance Board is reasonably satisfied that Resources have followed the Information Governance operational arrangements to promote effective arrangements for the safe collection, storage, use and sharing of data, including processes to safeguard personal data, but this will be the subject of further work in 2025/26, including to work through an action plan approved by the Corporate Management Team and the Information Governance Board.
- Information security incidents have continued to be monitored and considered for notification to the Information Commissioner's Office and are reported to the Corporate Management Team on a quarterly basis and to the council's Senior Information Risk Officer (the Executive Director of Finance and Corporate Resources) upon internal notification. Throughout the period, the council's Data Protection Officer provided advice and assistance to Resources in relation to meeting their obligations under UK General Data Protection Regulations (GDPR).
- The system of internal financial control is based upon the Financial Regulations which set out the rules to ensure robust internal control over the council's finances. Control is maintained through regular management information, management supervision and a structure of delegation and accountability.
- External Audit of the council's accounts is robust and a "clean audit certificate" was issued for 2023/2024.
- Through a well-established Performance Management Framework, the council has clearly defined processes in place for the identification, monitoring, and reporting of its objectives to ensure continued effectiveness and the achievement of Best Value. Progress is monitored and reported regularly to both managers and councillors. This includes areas of under-performance and the related improvement actions.
- Trustees of the South Lanarkshire Charitable and Educational Trusts received independent legal training setting out their duties and responsibilities in ensuring that the trusts operate in a manner designed to benefit communities.
- The Executive Director of Finance and Corporate Resources is a member of the council's Senior Management Team and as such, is integral in all major decisions taken by the council, and in material matters which are submitted to councillors for decision. This involvement fulfils the expectation of CIPFA in terms of the role of the Chief Financial Officer.
- The council's existing financial management controls and measures continue to provide comfort on the council's financial management and resilience. This includes the preparation of a medium-term strategy presented to members regularly as part of the annual budget process, providing members with the information required to assist budget planning. A report on the council's Financial Resilience was presented to the Risk and Audit Scrutiny Committee during 2024/2025.

Principle G: Fair, Open and Sustainable; Implementing good practices in transparency, reporting, and audit to deliver effective accountability

Links to council's values:

Accountable, effective, efficient, and transparent; Ambitious, self-aware, and improving; Working with and respecting others

How we do this:

- The Good Governance Group has completed the annual review of governance arrangements at resource level and in line with the CIPFA/SOLACE Delivering Good Governance Framework, this review having been reported to the Corporate Management Team and some changes to the previous arrangement having been agreed. Governance improvement actions have also been identified and are included in Resource/Service Action Plans. Progress against actions including those highlighted as significant governance areas for action will be reported to the Senior Management Team and Committee.
- In the 2023/2024 annual audit report, the external auditor reported that the council had in place appropriate arrangements to support good governance and accountability, and they were of the view that governance arrangements remained effective in 2023/24.
- All Directors completed their annual Statement of Assurance and relevant assurances have been provided.
- The council prepares and publishes an Annual Governance Statement which is aligned with national guidance and reflects on the adequacy and effectiveness of the council's governance arrangements. This is

independently considered by External Audit and published with the Annual Accounts and separately on a dedicated [governance web page](#).

- The annual review of governance arrangements for the council's at Arm's Length External Organisations (ALEOs) and key external service providers has not highlighted any compliance issues.
- The annual review of the Local Code of Corporate Governance was completed, and the revised Code was approved by Committee in February 2025 and re-published on the council's website.
- All agendas, reports and decisions continue to be published (except those exempt under the Local Government (Scotland) Act 1973) on the council's website. All Committee and Forum meetings are livestreamed to the council's [YouTube page](#).
- The Risk and Audit Scrutiny Committee considered the adequacy and effectiveness of the council's governance arrangements and internal control environment and approved the Annual Governance Statement and Accounts.
- Internal audit activity has continued to be reported to the Senior Management Team and to the Risk and Audit Scrutiny Committee.
- Outcomes from external audit and inspection activity was reported to the appropriate Committee and action plans were developed for implementation where required.

6. Review of effectiveness

The review of governance arrangements for 2024/2025 has also considered the following assurance outcomes: -

Group assurances

In respect of the Joint Boards, Charities and Companies that fall within the council's group boundary, the review of their internal financial control systems is informed by: -

- Annual Governance Statements included in the respective financial statements of the Joint Boards.
- Assurances from company directors and/or other senior company officials; and
- The work of the relevant body's respective external auditors (and where relevant internal auditors) and other interim reports.

The Executive Director of Finance and Corporate Resources, the council's Chief Financial Officer, has considered the effectiveness of the group's internal financial control system for the year ended 31 March 2025. It is the Executive Director of Finance and Corporate Resources' opinion that reasonable assurance can be placed on its effectiveness.

Internal assurance

It is the opinion of the council's Risk Management Service that a reasonable level of assurance can be placed on the council's strategic risk control environment and a reasonable level of assurance can be placed on the council's operational risk control environment.

It is the opinion of the council's Audit and Compliance Manager that, overall, reasonable assurance can be placed on the adequacy and effectiveness of the council's framework of governance, risk management and control arrangements for the year ending 31 March 2025.

7. Significant governance areas

The 2023/2024 Annual Governance Statement identified 9 significant governance areas that the council were working to address. Progress updates can be found on the council's website; see the Significant Governance Areas Update Q4 2023/2024. Eight of these areas remain as significant areas of action for the council moving forward into 2025/2026 and will continue to be monitored as such.

Through the 2024/2025 annual governance review, the following areas, which include an outline of the actions being taken to address them, have been identified as significant areas of work for the council during 2025/2026: -

No.	Areas identified in 2024/2025	Actions	Lead officer
1	Information Governance Compliance with statutory and council performance targets.	New. Continue to closely monitor performance on information governance including FOI requests and Subject Access requests and data breaches. Review the guidance provided to staff regarding the safe use of emails and sharing of data supported by regular staff communication.	Executive Director of Finance and Corporate Resources
2	Cyber Resilience Compliance with legislative and regulatory policy	A programme of actions to maintain cyber security and resilience in 2025/2026 will include: <ul style="list-style-type: none"> • Refresh/retiral of legacy systems, network equipment and end user devices (mobile phones, PCs) • Programme of security patching of all systems • Compliance with PSN and Cyber Essentials schemes • Incident response exercising and onboarding of Cyber Incident Response partner • Officer training and awareness (phishing, passwords) • Data security reviews as part of new system installation and security monitoring 	Executive Director of Finance and Corporate Resources
3	Digital Modernisation	Deliver the implementation of new digital solutions that will support the wider transformation of the council, including the more efficient and effective delivery of services, to internal and external service users. This will include existing implementations of Liquid logic (Social Work) and HOME (Housing and Technical Resources) and solutions to deliver the outputs of the Customer Engagement and Digital Transformation Reviews.	Executive Director of Finance and Corporate Resources
4	Financial Challenges Exceptional increase in costs, reduction in council funding, resulting in difficulties maintaining front line services	<p>The council continues to face a challenging situation in the medium to long-term because of reduced funding in real terms, rising costs and an increase in demand.</p> <p>The council has developed a medium-term strategy which identifies budget pressures, future risks and uncertainties, and projects budget gaps to 2027/2028.</p> <p>The Budget Strategy for 2026/2027 and 2027/2028 will be updated and presented to councillors in 2025. A Longer Term Financial</p>	Chief Executive Director of Finance and Corporate Resources

No.	Areas identified in 2024/2025	Actions	Lead officer
		Strategy will also be produced during 2025/2026.	
5	Homelessness	<p>The Homelessness Strategic Action Plan was approved at HTR Committee on 26 February 2025, for a further year, noting mitigations that the Service have put in place.</p> <p>The Service has breached the Unsuitable Accommodation Order in 2024/25; however, approval was sought at HTR Committee on 24 April 2024 to enter into partnership with Social Bite and in turn a supported accommodation village is under development. This will help reduce reliance on unsuitable accommodation such as hotels.</p> <p>Other implications such as the Prisoner Early Release, increased asylum and refugee levels continued removal of local connection feature within the Strategic Action Plan. In relation to the new Housing Bill, the potential new duties of 'Ask and continue to be monitored as the Bill progresses through parliament as this could have consequences for the service.</p>	Director of Housing and Technical Resources
6	Sustainable Development and Climate Change	<p>A new Strategy for 2022-2027 was approved by the council in June 2022 together with the Council Plan and Community Plan. An Action Plan was developed as part of the Strategy, and this continues to be implemented and reviewed annually with progress updates being reported to the Climate Change and Sustainability Committee on a 6 monthly basis.</p> <p>Following a period of public consultation, the council approved in June 2024 its first Local Heat and Energy Efficiency Strategy (LHEES) for the period 2024 - 2028. The LHEES will be a key component of a long-term strategy to reduce of carbon emissions and reduce fuel poverty.</p>	Director of Community and Enterprise Resources
7	Economic Strategy	A new Economic Strategy 2022-2027 was approved by council in June 2022 as part of a suite of documents accompanying the draft Council Plan and Community Plan. The vision within the Strategy is "to make South Lanarkshire a flourishing, green, dynamic and equitable place for communities, visitors, businesses and investors". The Strategy is framed around the 3 themes of sustainable, inclusive, economic development- People, Place and Business.	Director of Community and Enterprise Resources

No.	Areas identified in 2024/2025	Actions	Lead officer
		<p>Progress on the delivery of the Action Plan will be measured 6-monthly with the results being reported annually to the relevant committees.</p> <p>The council continues to lead on local economic growth supporting South Lanarkshire businesses and promoting inward investment.</p> <p>The council has prepared masterplans to support the regeneration of Hamilton and East Kilbride and is now working on the delivery of various projects and liaising with a number of external parties.</p>	
8	South Lanarkshire Leisure and Culture	Continue to work in partnership with SLLC to develop relationship, in particular around commissioning, use of assets and financial sustainability	Director of Community and Enterprise Resources
9	Recruitment and Retention Challenges	<p>The labour market has tightened, and employees have more mobility through agile working which is not necessarily tied to a geographical location. In addition, some older workers have reassessed priorities and taken up an option for partial or full retiral earlier than they would have done previously.</p> <p>As a result, there are a number of skills in short supply nationally and this is putting pressure on local government services. Examples of this include planners, environmental health officers, procurement, Social Care and Education posts.</p> <p>South Lanarkshire Council has experienced these issues and is taking the following actions: -</p> <ul style="list-style-type: none"> • Workforce Strategy and Plans for 2025 – 27 • A recruitment strategy to provide a framework of improved recruitment actions and standards. • A strategic review of maximising attendance • Enhanced employee support arrangements are in place and well developed 	Chief Executive and all Directors

8. Summary

The annual review of governance arrangements across the council and overall compliance with the council's code demonstrate sufficient evidence that the Code's principles of Delivering Good Governance in Local Government operated effectively, and that the council complies with its code.

During 2025/2026, steps will be taken to address the significant governance areas highlighted in this statement to further strengthen the council's governance arrangements and evidence our commitment to continuous improvement.

Joe Fagan

Leader of the council

Signature:

Date:

Paul Manning

Chief Executive

Signature:

Date:

Statement of responsibilities

The Risk and Audit Scrutiny Committee is required to:

- Make arrangements for the proper administration of its financial affairs and to secure that the proper officer has responsibility for the administration of those affairs (section 95 of the Local Government (Scotland) Act 1973). South Lanarkshire Council has designated the Executive director of Finance and Corporate Resources as the officer with these responsibilities.
- Manage its affairs to secure economic, efficient and effective use of resources and safeguard its assets.
- Ensure the Annual Accounts are prepared in accordance with legislation (The Local Authority Accounts (Scotland) Regulations 2014), and so far as is compatible with that legislation, in accordance with proper accounting practices (section 12 of the Local Government in Scotland Act 2003).
- Approve the Annual Accounts for signature.

I confirm that these annual accounts were approved for issue by the Risk and Audit Scrutiny Committee at its meeting on 25 June 2025.

Councillor Joe Fagan
Leader of the council

Executive Director of Finance and Corporate Resources' responsibilities

The Executive Director of Finance and Corporate Resources is responsible for the preparation of the council's Annual Accounts in accordance with proper practices as required by legislation and as set out in the CIPFA/LASAAC Code of Practice on Local Authority Accounting in the United Kingdom (the Accounting Code).

In preparing the Annual Accounts, the Executive Director of Finance and Corporate Resources has:

- selected suitable accounting policies and then applied them consistently.

- made judgements and estimates that were reasonable and prudent.
- complied with legislation.
- complied with the local authority Accounting Code (in so far as it is compatible with legislation)

The Executive Director of Finance and Corporate Resources has also:

- kept proper accounting records which were up to date.
- taken reasonable steps for the prevention and detection of fraud and other irregularities.

Annual Accounts

I certify that the financial statements give a true and fair view of the financial position of the council (and its group) at the reporting date and the transactions of the council (and its group) for the year ended 31 March 2025.

Jackie Taylor
Executive Director
(Finance and Corporate Resources)
South Lanarkshire Council

Remuneration report

Remuneration policy

Senior employees

The salary of senior employees is set by reference to national arrangements. The Scottish Joint Negotiating Committee (SJNC) for Local Authority Services sets the salaries for the Chief Officers of Scottish local authorities. COSLA Industrial Relations Circular 10 24b sets the amount of salary for Chief Officers and the Chief Executive of South Lanarkshire Council for 2024/2025.

Senior Councillors

The remuneration of councillors is regulated by the Local Governance (Scotland) Act 2004 (Remuneration) Regulations 2007 (SSI No. 2007/183) as amended most recently by The Local Governance (Scotland) Act 2004 (Remuneration) Amendment Regulations 2024 (SSI 2024/24). The Regulations provide for the grading of councillors for the purposes of remuneration arrangements, as either the Leader of the council, the Civic Head (or Provost), Senior Councillors or Councillors. The Leader of the council and the Civic head (or Provost) cannot be the same person for the purposes of payment of remuneration. A Senior Councillor is a Councillor who holds a significant position of responsibility in the council's political management structure.

The salary that is to be paid to the Leader of the council is set out in the Regulations. For 2024/2025 the salary for the Leader of the council is £49,810. The Regulations permit the council to remunerate one Civic Head or Provost. The regulations set out the maximum salary that may be paid to that Civic Head. The council follows the regulations and pays a salary of £37,360 to the Provost.

The Regulations also set out the remuneration that may be paid to Senior Councillors and the total number of Senior Councillors the council may have. The maximum yearly amount that may be paid to a Senior Councillor is 75 per cent of the total yearly amount payable to the Leader of the council. The total yearly amount payable by the council for remuneration of all of its Senior Councillors shall not exceed £557,674 (excluding the Leader and Provost). The council is able to exercise local flexibility in the determination of the precise number of Senior Councillors up to a maximum of 19 and their salary within these maximum limits.

In 2024/2025, the council had 19 Senior Councillors, and the salary paid to these councillors totalled £551,007 which is less than the threshold. The Regulations also permit the council to pay contributions or other payments as required to the Local Government Pension Scheme in respect of those Councillors who elect to become Councillor members of the pension scheme.

In addition to the Senior Councillors of the council the Regulations also set out the remuneration payable to Councillors with the responsibility of a Convenor or a Vice-Convenor of a Joint Board. The Regulations require the remuneration to be paid by the council of which the Convenor or Vice-Convenor is a member. The council is also required to pay any pension contributions arising from the Convenor or Vice-Convenor being a member of the Local Government Pension Scheme. The council is reimbursed by the Joint Board for any additional remuneration paid to the member from being a Convenor or Vice-Convenor of a Joint Board.

Audit arrangements

All information disclosed in the tables numbered 1 to 7 in this Remuneration Report will be audited by the council's auditors, Audit Scotland. The other sections of the Remuneration Report will be reviewed by Audit Scotland to ensure that they are consistent with the financial statements.

Note 14 to the Accounts contains total payments made to all Councillors and will be audited as part of the audit of the Financial Statements and supplementary Notes to the Accounts.

Table 1 – general pay band disclosure for senior employees

Annual remuneration	2024/25 Number of employees	2023/24 Number of employees
50,000 - 54,999	541	1,521
55,000 - 59,999	381	371
60,000 - 64,999	228	216
65,000 - 69,999	206	204
70,000 - 74,999	139	163
75,000 - 79,999	84	87
80,000 - 84,999	37	50
85,000 - 89,999	5	7
90,000 - 94,999	6	6
95,000 - 99,999	3	7
100,000 - 104,999	3	6
105,000 - 109,999	6	3
110,000 - 114,999	3	16
115,000 – 119,999	13	2
120,000 – 124,999	1	0
125,000 – 129,999	2	1
130,000 – 134,999	0	0
135,000 – 139,999	0	1
140,000 - 144,999	0	1
145,000 - 149,999	0	1
150,000 - 154,999	0	3
155,000 - 159,999	2	0
160,000 – 164,999	2	0
165,000 – 169,999	1	1
170,000 – 194,999 (Note 1)	0	0
195,000 – 199,999	1	0

Note 1: These are merged pay bands covering more than £5,000 due to the fact that no employees fell into these bands in either financial year.

Disclosure of exit packages

There were no exit packages agreed by the council in 2024/2025, therefore the total cost of exit packages for 2024/2025 totals is nil.

No provisions have been made as there are no known exit packages that relate to employees who will leave the council in the coming year (2025/2026).

Disclosure of remuneration

The tables below provide details of the remuneration paid to the council's Senior Employees and Senior Councillors and to the Chief Executive or most senior manager of subsidiary bodies (South Lanarkshire Leisure and Culture Ltd and Routes to Work South). Comparative figures for 2023/2024 have been shown if they were in post at that time. We have also disclosed the remuneration of Councillors who hold Convenor and Vice-Convenor roles with Joint Boards. The council pays the Councillor on behalf of the Joint Board for their role and recovers these charges from the Joint Board. The annual return of Councillors' remuneration for 2024/2025 is available on the council's website (www.southlanarkshire.gov.uk).

Table 2 – senior officers

Post	Salary/fees £	Taxable expenses £	Compensation for loss of office £	Any other remuneration £	2024/25 total £	2023/24 total £
P Manning Chief Executive	195,065	0	0	0	195,065	44,304 (Full year Equivalent 180,793)
Executive Director of Finance and Corporate Resources (To 2 January 2024)	0	0	0	0	0	125,011 (Full Year Equivalent 165,587)
D Booth Executive Director of Community and Enterprise Resources	162,560	0	0	0	162,560	154,778
C McKenzie Executive Director of Education Resources (From 19 June 2023 to 23 February 2025)	158,737 (Full Year Equivalent 160,350)	0	0	0	158,737 (Full Year Equivalent 160,350)	119,883 (Full Year Equivalent 152,631)

Post	Salary/fees £	Taxable expenses £	Compensation for loss of office £	Any other remuneration £	2024/25 total £	2023/24 total £
A Donaldson Interim Executive Director of Education Resources (From 27 November 2024)	53,983 (Full Year Equivalent 158,126	0	0	0	53,983 (Full Year Equivalent 158,126	Not applicable
J Taylor Executive Director of Finance and Corporate Resources (From 11 March 2024)	158,126	0	0	0	158,126	8,772 (Full Year Equivalent 152,631)
Section 95 Officer (From 3 January 2024 to 10 March 2024)	0	0	0	0	0	20,976 (Full Year Equivalent 114,056)
S Sengupta Executive Director of Health and Social Care (Note 1)	162,560	0	0	0	162,560	156,911
S Gibson Executive Director of Housing and Technical Resources	160,350	0	0	0	160,350	152,631
L Purdie Chief Social Work Officer	122,615	0	0	0	122,615	118,363

Post	Salary/fees £	Taxable expenses £	Compensation for loss of office £	Any other remuneration £	2024/25 total £	2023/24 total £
C Sneddon Chief Executive (To 2 January 2024)	0	0	0	0	0	147,017 (Full Year Equivalent 193,577)
T McDaid Executive Director of Education Resources (To 16 June 2023)	0	0	0	0	0	33,066 (Full Year Equivalent 156,911)
Total	1,173,996	0	0	0	1,173,996	1,081,712

The senior employees included in the table include any local authority employee:

- Who has responsibility for management of the local authority to the extent that the person has power to direct or control the major activities of the authority (including activities involving the expenditure of money), during the year to which the Report relates, whether solely or collectively with other persons.
- Who holds a post that is politically restricted by reason of section 2(1) (a), (b) or (c) of the Local Government and Housing Act 1989; or
- Whose annual remuneration, including any remuneration from a local authority subsidiary body, is £150,000 or more.

The total remuneration includes Returning Officer (RO) fees. An RO is the person responsible for administering an election. These duties are separate from any duties undertaken as a local government employee. The total RO fee for a UK Parliamentary Election is set by legislation for the election in question. The RO can appoint one or more persons to discharge any or all of the functions of the post but cannot delegate personal responsibility for delivering the election. Paul Manning was the RO appointed by South Lanarkshire Council during the financial year 2024/2025 and carried out his duties as RO for the 2024 United Kingdom General Election held on 4 July 2024.

Note 1 While the Executive Director of Health and Social Care is contractually employed by the council, a proportion of their total remuneration is funded by the South Lanarkshire Health and Social Care Partnership in respect of their role as Chief Officer of the Partnership.

Table 3 - senior employees of the council's subsidiary bodies

Name and post	Salary/fees	Taxable expenses £	Compensation for loss of office £	Any other remuneration £	2023/24 total £	2022/23 total £
K Morrison Chief Executive of South Lanarkshire Leisure and Culture Ltd	115,115	0	0	0	115,115	111,118
S Barr Chief Executive of Routes to Work South	85,398	0	0	0	85,398	82,396
Total	200,513	0	0	0	200,513	193,514

Table 4 - remuneration of senior councillors and convenors and vice-convenors of joint boards

The table below shows the full year remuneration for all senior councillors in 2024/2025. This includes senior councillors who started or ended their role during the year.

Name and post	Salary £	Taxable expenses £	Compensation for loss of office £	Any other remuneration £	2024/25 total £	2023/24 total £
A Allison Opposition Leader – Second Opposition	28,251	0	0	0	28,251	26,602
R Brown Community and Enterprise Resources Committee Chair	31,413	0	0	0	31,413	29,579
A Buchanan East Kilbride Area Committee Chair	25,490	0	0	0	25,490	24,001
A Carmichael Licensing Committee Chair	25,490	0	0	0	25,490	24,001

Name and post	Salary £	Taxable expenses £	Compensation for loss of office £	Any other remuneration £	2024/25 total £	2023/24 total £
M Chalmers Depute Leader of the Opposition	28,251	0	0	0	28,251	26,602
G Convery Depute Leader of the council	32,399	0	0	0	32,399	30,507
M Cooper Provost	37,360	0	0	0	37,360	35,179
M Devlin Business Manager Ruling Group	32,399	0	0	0	32,399	30,507
J Fagan Leader of the council	49,810	0	0	0	49,810	46,902
A Falconer Hamilton Area Committee Chair	25,490	0	0	0	25,490	25,127
L Hamilton Education Resources Committee Chair (From 16 April 2023)	31,413	0	0	0	31,413	28,363 (Full Year Equivalent 29,579)
C McClymont Clydesdale Area Committee Chair	25,490	0	0	0	25,490	24,001
L McDonald Finance and Corporate Resources Committee Chair	31,413	0	0	0	31,413	29,579

Name and post	Salary £	Taxable expenses £	Compensation for loss of office £	Any other remuneration £	2024/25 total £	2023/24 total £
M McGeever Climate Change Committee Chair (To 27 June 2024)	7,574 (Full Year Equivalent 31,413)	0	0	0	7,574 (Full Year Equivalent 31,413)	29,579
D McLachlan Housing and Technical Resources Committee Chair	31,413	0	0	0	31,413	29,579
R Nelson Planning Committee Chair	31,413	0	0	0	31,413	29,579
C Nugent Cambuslang and Rutherglen Area Committee Chair	25,490	0	0	0	25,490	24,001
N Rae Climate Change Committee Chair (From 12 September 2024)	17,299 (Full Year Equivalent 31,413)	0	0	0	17,299 (Full Year Equivalent 31,413)	n/a
J Ross Opposition Leader – First Opposition	32,399	0	0	0	32,399	30,507
D Shearer Business Manager - Opposition (From 27 October 2023)	25,490	0	0	0	25,490	10,324 (Full Year Equivalent 24,001)
G Thomson Depute Provost	31,017	0	0	0	31,017	29,206

Name and post	Salary £	Taxable expenses £	Compensation for loss of office £	Any other remuneration £	2024/25 total £	2023/24 total £
M Walker Social Work Resources Committee Chair	31,413	0	0	0	31,413	29,579
M Horsham Business Manager Opposition (From 18 May 2022 to 22 October 2023)	0	0	0	0	0	13,480 (Full Year Equivalent 18,430)
G Keatt Education Resources Committee Chair (From 16 January 2023 to 15 April 2024)	0	0	0	0	0	1,216 (Full Year Equivalent 29,579)
Total	638,177	0	0	0	638,177	608,000
Councillors with Joint Board Responsibilities						
W Brogan Convenor Lanarkshire Valuation Joint Board	26,686	0	0	0	26,686	25,128
Total	26,686	0	0	0	26,686	25,128

The council is reimbursed by Lanarkshire Valuation Joint Board for the additional remuneration that the council paid to the member for being a Convenor of the Joint Board.

The following recharges were made to Joint Boards for South Lanarkshire Council Councillors holding Convenor/Depute Convenor roles:

- Recharge to Lanarkshire Valuation Joint Board in 2024/2025 - £5,341 (2023/2024 - £5,029)

Pension rights

Pension benefits for councillors and local government employees are provided through the Local Government Pension Scheme (LGPS).

Councillors' pension benefits are based on career average pay. The councillor's pay for each year or part year ending 31 March (other than the pay in the final year commencing 1 April) is increased by the increase in the cost of living, as measured by the appropriate index (or indices) between the end of that year and the last

day of the month in which their membership of the scheme ends. The total of the revalued pay is then divided by the period of membership to calculate the career average pay. This is the value used to calculate the pension benefits.

Local government employees had a final salary pension scheme prior to 1 April 2015. This means that pension benefits are based on the final year's pay and the number of years that person has been a member of the scheme. As of 1 April 2015, local government employees are now part of a defined benefit pension scheme worked out on a career average basis. Benefits built up are calculated using pensionable pay each scheme year, rather than final salary. All benefits built up prior to this date are protected.

From 1 April 2009, a five-tier contribution system was introduced with contributions from scheme members based on how much pay falls into each tier. This is designed to give more equality between the costs and benefits of scheme membership. Under The Local Government Pension Scheme (Scotland) Regulations 2014, the earnings ranges used to determine annual contribution rates are to be increased each year by any increase applied to pensions under the Pensions (Increase) Act 1971. In accordance with this the salary bands for 2022/2023 were uprated by the Consumer Prices Index (CPI) increase for 2023/2024.

The member contribution rates and tiers for 2024/2025 are shown below along with those that applied in 2023/2024:

Pensionable pay	Contribution rate 2024/25	Pensionable pay	Contribution rate 2023/24
On earnings up to an including £27,000	5.50%	On earnings up to an including £23,000	5.50%
On earnings above £27,000 and up to £33,000	7.25%	On earnings above £23,000 and up to £28,100	7.25%
On earnings above £33,000 and up to £45,300	8.50%	On earnings above £28,100 and up to £38,600	8.50%
On earnings above £45,300 and up to £60,400	9.50%	On earnings above £38,600 and up to £51,400	9.50%
On earnings above £60,400	12.00%	On earnings above £51,400	12.00%

From April 2015, if a person works part-time their contribution is based on their part-time pay. Prior to this, if a person worked part-time, their contribution rate was worked out on the whole-time pay rate for the job, with actual contributions paid on actual pay earned.

There is no automatic entitlement to a lump sum. Members may opt to give up (commute) pension for lump sum up to the limit set by the Finance Act 2004.

From 1 April 2015, benefits are calculated on the basis of a revalued annual pension built up of 1/49th of pensionable pay each year, plus inflation to keep up with the cost of living. Prior to this date, the accrual rate guaranteed a pension based on 1/60th of final pensionable salary and years of pensionable service and prior to 2009 the accrual rate guaranteed a pension based on 1/80th and a lump sum based on 3/80th of final pensionable salary and years of pensionable service. The value of the benefits has been calculated without exercising any option to commute pension entitlement into a lump sum and without any adjustment for the effects of future inflation.

In those cases where members have transferred pension entitlements from previous employments, the pension figures shown relate to the benefits that the person has accrued as a consequence of their total local government service, and not just their current appointment. It also reflects both employer and employee contributions.

Table 5 – pension benefits: senior employees

The Pension entitlement of Senior Employees for the year to 31 March 2024 are shown in the table below, together with the contribution made by the council to each senior employees' pension during the year. The accrued pension benefit reflects both the employer and the employee contributions.

Name and post title	Not applicable	Accrued pension benefits to 31 March 2025	Movement in accrued pension benefits since 31 March 2024	Pension contribution made by the council 2024/25	Pension contribution made by the council 2023/24
		£000	£000	£	£
P Manning Chief Executive	Pension Lump Sum	95 119	13 15	12,167	8,551
Executive Director of Finance and Corporate Resources (To 2 January 2024)				0	24,127
D Booth Executive Director of Community and Enterprise Resources	Pension Lump Sum	73 103	6 4	10,566	29,872
C McKenzie Executive Director of Education Resources (From 19 June 2023 to 23 February 2025)	Pension Lump Sum	23 0	4 0	9,196	23,137
A Donaldson Interim Executive Director of Education Resources (From 27 November 2024)	Pension Lump Sum	44 18	0 0	3,509	Not applicable
J Taylor Executive Director of Finance and Corporate Resources (From 11 March 2024)	Pension Lump Sum	61 61	7 5	10,278	1,693
Section 95 Officer (From 3 January 2024 to 10 March 2024)					4,048

Name and post title	Not applicable	Accrued pension benefits to 31 March 2025 £000	Movement in accrued pension benefits since 31 March 2024 £000	Pension contribution made by the council 2024/25 £	Pension contribution made by the council 2023/24 £
S Sengupta Executive Director of Health and Social Care (Note 1)	Pension Lump Sum	12 0	4 0	10,566	30,284
S Gibson Executive Director of Housing and Technical Resources (From 21 November 2022)	Pension Lump Sum	13 0	7 0	10,423	29,458
L Purdie Chief Social Work Officer	Pension Lump Sum	65 86	5 2	7,970	22,844
C Sneddon Chief Executive (To 2 January 2024)	Pension Lump Sum	Not applicable Not applicable	Not applicable Not applicable	Not applicable	28,374
T McDaid Executive Director of Education Resources (To 16 June 2023)	Pension Lump Sum	Not applicable Not applicable	Not applicable Not applicable	Not applicable	6,382
Total	Not applicable	Not applicable	Not applicable	74,675	208,770

All senior employees shown in the table above are members of the Local Government Pension Scheme (LGPS). Where employees have joined the council but not transferred previous employment pension benefits into the Strathclyde Pension Fund the pension figures shown relate only to their current appointment, otherwise the figures shown relate to the benefits that the pension has accrued as a consequence of their total local government service including payments for election duties.

Table 6 – Pension benefits: senior employees of the council's subsidiary bodies

Name and post Title	Not applicable	Accrued pension benefits to 31 March 2025 £000	Movement in accrued pension benefits since 31 March 2024 £000	Pension contribution 2024/25 £000	Pension contribution 2023/24 £000
K Morrison Chief Executive of South Lanarkshire Leisure and Culture Ltd	Pension Lump Sum	32 20	8 1	7,482	21,446
S Barr Chief Executive of Routes to Work South	Pension Lump Sum	0 0	0 0	6,832	6,592
Total	Not applicable	Not applicable	Not applicable	14,314	28,038

Routes to Work South operates a defined contributions scheme for its employees. Accordingly, the only information to be provided in respect of its senior employees is the amount of any pension contributions made to that scheme by the subsidiary body.

Table 7 – Pension benefits: senior councillors

The Pension entitlement of Senior Councillors for the year to 31 March 2020 are shown in the table below, together with the contribution made by the council to each Senior Councillors' pension during the year. The accrued pension benefit reflects both the employer and the employee contributions.

Name and post title	Not applicable	Accrued pension benefits to 31 March 2025 £000	Movement in accrued pension benefits since 31 March 2024 £000	Pension contribution made by the council 2024/25 £	Pension contribution made by the council 2023/24 £
A Allison Opposition Leader – Second Opposition	Pension Lump Sum	5 0	1 0	1,808	5,134

Name and post title	Not applicable	Accrued pension benefits to 31 March 2025 £000	Movement in accrued pension benefits since 31 March 2024 £000	Pension contribution made by the council 2024/25 £	Pension contribution made by the council 2023/24 £
A Buchanan East Kilbride Area Committee Chair	Pension Lump Sum	9 2	1 0	1,631	4,632
M Chalmers Depute Opposition Leader	Pension Lump Sum	5 0	1 0	1,808	5,134
G Convery Depute Leader	Pension Lump Sum	2 0	1 0	2,074	5,888
M Cooper Provost	Pension Lump Sum	7 0	1 0	2,391	6,790
M Devlin Business Manager Ruling Group	Pension Lump Sum	7 0	1 0	2,074	5,888
J Fagan Leader of the council	Pension Lump Sum	6 0	1 0	3,188	9,052
A Falconer Hamilton Area Committee Chair	Pension Lump Sum	6 0	1 0	1,631	4,632

Name and post title	Not applicable	Accrued pension benefits to 31 March 2025 £000	Movement in accrued pension benefits since 31 March 2024 £000	Pension contribution made by the council 2024/25 £	Pension contribution made by the council 2023/24 £
L Hamilton Education Resources Committee Chair	Pension Lump Sum	70	10	2,010	5,474
C McClymont Clydesdale Area Committee Chair	Pension Lump Sum	60	00	1,631	4,632
L McDonald Finance and Corporate Resources Committee Chair	Pension Lump Sum	20	10	2,010	5,709
M McGeever Climate Change Committee Chair (To 27 June 2024)	Pension Lump Sum	40	10	485	5,709
D McLachlan Housing and Technical Resources Committee Chair	Pension Lump Sum	90	10	2,010	5,709
R Nelson Community and Enterprise Resources Committee Chair	Pension Lump Sum	30	00	2,010	5,709
N Rae Climate Change Committee Chair (From 12 September 2024)	Pension Lump Sum	20	Not applicable Not applicable	1,107	Not applicable

Name and post title	Not applicable	Accrued pension benefits to 31 March 2025 £000	Movement in accrued pension benefits since 31 March 2024 £000	Pension contribution made by the council 2024/25 £	Pension contribution made by the council 2023/24 £
D Shearer Business Manager – Opposition (From 27 October 2023)	Pension Lump Sum	9 2	1 0	1,631	1,993
G Thomson Depute Provost	Pension Lump Sum	2 0	1 0	1,985	5,637
M Walker Social Work Resources Committee Chair	Pension Lump Sum	4 0	1 0	2,010	5,709
M Horsham Business Manager Opposition (From 18 May 2022 to 22 October 2023)	Pension Lump Sum	Not applicable Not applicable	Not applicable Not applicable	Not applicable	2,602
G Keatt Education Resources Committee Chair (From 16 January 2023 to 15 April 2023)	Pension Lump Sum	Not applicable Not applicable	Not applicable Not applicable	Not applicable	235
Total	Not applicable	Not applicable	Not applicable	33,494	94,275
Councillors with Joint Board Responsibilities					
W Brogan Convenor Lanarkshire Valuation Joint Board	Pension Lump Sum	9 2	1 0	1,708	4,850

Name and post title	Not applicable	Accrued pension benefits to 31 March 2025 £000	Movement in accrued pension benefits since 31 March 2024 £000	Pension contribution made by the council 2024/25 £	Pension contribution made by the council 2023/24 £
Total		Not applicable	Not applicable	1,708	4,850

All Senior Councillors shown in the table above are members of the Local Government Pension Scheme (LGPS). The pension figures shown relate to the benefits that the pension has accrued as a consequence of their total local government service and not just their current appointment.

The council is reimbursed by the Joint Board for the additional pension contributions paid by the council for the Convenor.

The following recharges were made to Joint Boards for South Lanarkshire Council Councillors holding Convenor roles:

Recharge to Lanarkshire Valuation Joint Board in 2024/2025 - £347 (2023/2024 - £971)

Trade union facility time

In addition to the regulation governing Senior Employees and Councillors, the Trade Union (Facility Time Publication Requirements) Regulations 2017, which apply from 1 April 2017, require public sector employers to collect and publish a range of information on trade union facility time in respect of their employees who are Trade Union Representatives. The figures below cover the period 1 April 2024 to 31 March 2025 and include employees of South Lanarkshire Council, South Lanarkshire Leisure and Culture, SEEMIS and Lanarkshire Valuation Joint Board.

Relevant trade union officials

Number of employees who were relevant union officials during the relevant period	177
FTE Employee Number	151.17

Percentage of time spent on facility time

% Time	Number of Representatives
0%	45
1% - 50%	124
51% - 99%	3
100%	5

Percentage of pay bill spent on facility time

Total cost of facility time	£640,359
Total pay bill	£721,919,907
Percentage of the total pay bill spent on facility time	0.08%

Paid trade union activities

Time spent on paid Trade Union activities as a percentage of total paid facility time hours	7.08%
---	-------

Councillor Joe Fagan
Leader of the council

Paul Manning
Chief Executive

Comprehensive income and expenditure statement

The Comprehensive Income and Expenditure Statement shows the accounting cost in the year of providing services in accordance with the CIPFA Accounting Code of Practice, rather than the amount to be funded from taxation. The council raises taxation to cover expenditure in accordance with regulations; this may be different from the accounting cost. The taxation position is shown in the Expenditure and Funding Analysis and Movement in Reserves Statements.

2023/24				2024/25		
Gross expenditure £000	Gross income £000	Net expenditure / (Income) £000	Not applicable	Gross expenditure £000	Gross income £000	Net expenditure / (Income) £000
199,435	39,128	160,307	Community and Enterprise Resources	213,111	57,036	156,075
490,181	53,097	437,084	Education Resources	513,697	20,327	493,370
122,327	72,466	49,860	Finance and Corporate Resources	111,383	66,110	45,273
Not applicable	Not applicable	Not applicable	Housing and Technical Resources	Not applicable	Not applicable	Not applicable
115,202	105,649	9,553	Housing Revenue Account	113,953	114,283	(330)
81,368	55,198	26,170	Housing Other	75,047	52,904	22,143
505,694	266,428	239,266	Social Work Resources	509,487	265,185	244,302
2,052	0	2,052	Joint Board	1,864	0	1,864
2,377	12,003	(9,626)	Corporate Items	987	509	478
117	0	117	Corporate and Democratic Core (HRA)	105	0	105
1,518,753	603,969	914,784	Net Cost of Services	1,539,634	576,354	963,280
650	0	650	Other Operating Expenditure (Note 9)	(7,268)	0	(7,268)
36,670	16,127	20,542	Financing and Investment (Income) and Expenditure (Note 10)	72,597	12,287	60,310
0	913,708	(913,708)	Taxation and Non-Specific Grant Income (Note 11)	0	989,521	(989,521)
1,556,073	1,533,804	22,269	(Surplus) / Deficit on Provision of Services	1,604,963	1,578,162	26,801
Not applicable	Not applicable	29,649	(Surplus) / Deficit on Revaluation of Fixed Assets	Not applicable	Not applicable	(209,253)
Not applicable	Not applicable	87,095	Remeasurement of Pension Liability / (Asset)	Not applicable	Not applicable	(53,043)

Not applicable	Not applicable	116,744	Other Comprehensive (Income) and Expenditure	Not applicable	Not applicable	(262,296)
Not applicable	Not applicable	139,013	Total Comprehensive (Income) and Expenditure	Not applicable	Not applicable	(235,495)

Balance Sheet

The Balance Sheet shows the value as at the Balance Sheet date of the assets and liabilities recognised by the council. The net assets of the council (assets less liabilities) are matched by the reserves held by the council. Reserves are reported in two categories.

- The first category of reserves are usable reserves, that is those reserves that the council may use to provide services, subject to the need to maintain a prudent level of reserves and any statutory limitations on their use (for example the Capital Receipts Reserve that may only be used to fund capital expenditure or repay debt).
- The second category of reserves is those that the council is not able to use to provide services.

This category of reserves includes reserves that hold unrealised gains and losses (for example the Revaluation Reserve), where amounts would only become available to provide services if the assets are sold; and reserves that hold timing differences shown in the Movement in Reserves Statement line 'Adjustments between accounting basis and funding basis under regulations.

31 March 2024 £000	Not applicable	Note	31 March 2025 £000
3,734,534	Property, Plant and Equipment	20	4,113,384
3,853	Heritage Assets	21	3,853
138	Intangible Assets	21	10,059
1,793	Long Term Debtors	Not applicable	1,910
0	Other Long-Term Assets (Pension)	30	0
3,740,318	Non-Current Assets	Not applicable	4,129,206
0	Short Term Investments	Not applicable	0
4,814	Inventories	Not applicable	4,179
102,248	Short Term Debtors	23	100,106
168	Assets Held for Sale	21	168
12,241	Cash and Cash Equivalents (see cash flow notes)	Not applicable	25,031
119,471	Current Assets	Not applicable	129,484
(63,096)	Short Term Borrowing	33	(179,224)
(203,943)	Short Term Creditors	25	(235,287)
(7,390)	Other Short-Term Liabilities (PPP / Finance Leases)	28	(17,142)
(1,676)	Provisions	26	(608)
(1,331)	Receipts in Advance	27	(3,476)
(277,436)	Current Liabilities	Not applicable	(435,737)
(536)	Long Term Provisions	26	0
(980,762)	Long Term Borrowing	33	(860,609)
(164,646)	Other Long-Term Liabilities (PPP / Finance Lease)	28	(306,113)
(113,666)	Other Long-Term Liabilities (Pension)	30	(97,992)
(1,259,610)	Long Term Liabilities	Not applicable	(1,264,714)

31 March 2024 £000	Not applicable	Note	31 March 2025 £000
2,322,744	Net Assets	Not applicable	2,558,239
133,689	Usable Reserves	Not applicable	147,568
2,189,055	Unusable Reserves	Not applicable	2,410,671
2,322,744	Total Reserves	Not applicable	2,558,239

The notes on pages 53 to 106 form part of the financial statements. The audited accounts were authorised for issue on 25 June 2025.

Jackie Taylor
Executive Director (Finance and Corporate Resources)

Movement in Reserves Statement

This statement shows the movement in the year on the different reserves held by the council, analysed into 'usable reserves' (those that can be applied to fund expenditure or reduce local taxation) and other reserves. The Surplus or (Deficit) on the Provision of Services line shows the true economic cost of providing the council's services, more details of which are shown in the Comprehensive Income and Expenditure Statement. These are different from the statutory amounts required to be charged to the General Fund Balance and the Housing Revenue Account for council tax setting and dwellings rent setting purposes. The Net Increase/Decrease before Transfers to Earmarked Reserves line shows the statutory General Fund Balance and Housing Revenue Account Balance before any discretionary transfers to or from earmarked reserves undertaken by the council.

Not applicable	General fund balance £000	Housing revenue account £000	Revenue statutory fund Repairs and renewals fund £000	Revenue statutory fund insurance fund £000	Capital statutory fund £000	Capital receipts reserve £000	Total usable reserves £000	(Note 13) Unusable reserves £000	Total council reserves £000
Balance at 1 April 2024	109,772	13,221	5,347	195	3,975	1,179	133,689	2,189,055	2,322,744
Movement in reserves during 2024/25	Not applicable	Not applicable	Not applicable	Not applicable	Not applicable	Not applicable	Not applicable	Not applicable	Not applicable
Total Comprehensive Expenditure and Income	(37,682)	10,881	0	0	0	0	(26,901)	262,296	235,495
Adjustments to usable reserves permitted by accounting standards (note 8)	15,113	17,810	0	0	0	0	32,923	(32,923)	0
Adjustments between accounting basis and funding basis under regulations (note 8)	33,196	(31,672)	0	0	0	6,233	7,757	(7,757)	0
Net Increase / (Decrease) before Transfers to Reserves	10,627	(2,981)	0	0	0	6,233	13,879	221,616	235,495
Transfers to/ (from) Reserves	(1,402)	200	(224)	1,617	(191)	0	0	0	0
Increase / (Decrease) in Year	9,225	(2,781)	(224)	1,617	(191)	6,233	13,879	221,616	235,495
Balance at 31 March 2025 carried forward	118,997	10,440	5,123	1,812	3,784	7,412	147,568	2,410,671	2,558,239

Not applicable	General fund balance £000	Housing revenue account £000	Revenue statutory fund repairs and renewals fund £000	Revenue statutory fund insurance fund £000	Capital statutory fund £000	Capital receipts reserve £000	Total usable reserves £000	(Note 13) Unusable reserves £000	Total council reserves £000
Balance at 1 April 2023	150,283	12,861	7,610	1,411	4,776	0	176,941	2,284,815	2,461,756
Movement in reserves during 2023/24	Not applicable	Not applicable	Not applicable	Not applicable	Not applicable	Not applicable	Not applicable	Not applicable	Not applicable
Total Comprehensive Expenditure and Income	(30,602)	8,333	0	0	0	0	(22,269)	(116,744)	(139,013)
Adjustments to usable reserves permitted by accounting standards (note 8)	13,723	17,344	0	0	0	0	31,067	(31,067)	0
Adjustments between accounting basis and funding basis under regulations (note 8)	(28,569)	(25,318)	0	0	0	1,838	(52,049)	52,049	0
Net Increase / (Decrease) before Transfers to Reserves	(45,448)	360	0	0	0	1,838	(43,252)	(95,761)	(139,013)
Transfers to/ (from) Reserves	4,939	0	(2,263)	(1,216)	(801)	(660)	0	0	0
Increase / (Decrease) in Year	(40,511)	360	(2,263)	(1,216)	(801)	1,178	(43,252)	(95,761)	(139,013)
Balance at 31 March 2024 carried forward	109,772	13,221	5,347	195	3,975	1,178	133,688	2,189,055	2,322,743

Cash flow statement

The Cash Flow Statement shows the changes in cash and cash equivalents of the council during the reporting period. The statement shows how the council generates and uses cash and cash equivalents by classifying cash flows as operating, investing and financing activities. The amount of net cash flows arising from operating activities is a key indicator of the extent to which the operations of the council are funded by way of taxation and grant income or from the recipients of services provided by the council. Investing activities represent the extent to which cash outflows have been made for resources which are intended to contribute to the council's future service delivery. Cash flows arising from financing activities are useful in predicting claims on future cash flows by providers of capital (that is borrowing) to the council. Further analysis of movements is provided in the cash flow notes following the statement.

2023/24 £000	Not applicable	2024/25 £000
(22,269)	Net surplus / (deficit) on the provision of services	(26,801)
27,804	Adjust net surplus / deficit on the provision of services for non-cash movements	175,115
(66,944)	Adjust for items included in the net surplus / deficit on the provision of services that are investing and financing activities	(58,626)
(61,409)	Net cash flows from Operating Activities	89,688
16,627	Investing Activities	(56,553)
(8,868)	Financing Activities	(20,345)
(53,650)	Net increase / (decrease) in cash and cash equivalents	12,790
65,890	Cash and cash equivalents at the beginning of the reporting period	12,241
12,241	Cash and cash equivalents at the end of the reporting period	25,031

Cash flow statement note – non-cash movements

The balance of non-cash movements is made up of the following elements:

31 March 2024 £000	Non-cash movements	31 March 2025 £000
103,289	Depreciation, impairment and amortisation of assets	101,241
(22,469)	Movement in creditors	30,494
(20,984)	Movement in debtors	4,869
(497)	Movement in inventories	635
(35,989)	Movement in pension liability	37,369
4,454	Carrying amount of non-current assets and non-current assets held for sale, sold or derecognised	507
0	Other non-cash items charged to the net surplus / deficit on the provision of services	0
27,804	Net cash flows from the provision of services for non-cash movements	175,115

Cash flow statement note – operating activities – items included in net surplus/(deficit) on the provision of services that are investing and financing activities

The cash flows for these activities include the following items:

2023/24 £000	Operating activities – items included in net surplus/(deficit) on the provision of services that are investing and financing activities	2024/25 £000
(63,140)	Capital grants and contributions	(50,581)
(3,804)	Proceeds from the sale of property, plant and equipment, investment property and intangible assets	(7,775)
(66,944)	Net cash flows from items included in the net surplus / (deficit) on the provision of services that are investing and financing activities	(58,626)

Cash flow statement note – investing activities

2023/24 £000	Investing activities	2024/25 £000
(120,334)	Purchase of property, plant and equipment and intangible assets	(113,472)
(93,000)	Purchase of short-term investments	(40,000)
3,804	Proceeds from the sale of property, plant and equipment and intangible assets	7,775
163,000	Proceeds from short term investments	40,000
63,157	Other receipts from investing activities	49,144
16,627	Net cash flows from investing activities	(56,553)

Cash flow statement note – financing activities

2023/24 £000	Financing activities	2024/25 £000
20,000	Cash receipts of short term and long term borrowing	145,000
(7,098)	Cash payments for the reduction of the outstanding liabilities relating to finance leases for PPP contracts	(16,575)
(21,770)	Repayments of short term and long term borrowing	(148,770)
(8,868)	Net cash flows from financing activities	(20,345)

Cash flow statement note – cash and cash equivalents

31 March 2024 £000	Cash and cash equivalents	31 March 2025 £000
104	Cash held by officers	101
(1,070)	Bank current accounts	9,024
13,207	Short term deposits	15,906
12,241	Total cash and cash equivalents	25,031

The credit figures shown against Bank Accounts in 2025 relate to balances in the financial ledger. This is due to timing differences in posting transactions in the ledger. Actual balances held at bank are not in an overdraft position.

Notes to the financial statements

Note 1 Accounting standards issued but not adopted

The Accounting Code of Practice requires the council to disclose information relating to the impact of an accounting change that is required by a new standard that has been issued but not yet adopted.

At the balance sheet date, the following new standards and amendments to existing standards have been published but not yet adopted by The Code:

- Classification of Liabilities as Current or Non-current (Amendments to IAS 1) issued in January 2020. The amendments:
 - specify that an entity's right to defer settlement must exist at the end of the reporting period;
 - clarify that classification is unaffected by management's intentions or expectations about whether the entity will exercise its right to defer settlement;
 - clarify how lending conditions affect classification; and
 - clarify requirements for classifying liabilities an entity will or may settle by issuing its own equity instruments.

This amendment is not expected to have a significant impact on the financial statements.

- Lease Liability in a Sale and Leaseback (Amendments to IFRS 16) issued in September 2022. The amendments to IFRS 16 add subsequent measurement requirements for sale and leaseback transactions. This amendment is not expected to have a significant impact on the financial statements.
- Non-current Liabilities with Covenants (Amendments to IAS 1) issued in October 2022. The amendments improved the information an entity provides when its right to defer settlement of a liability for at least 12 months is subject to compliance with covenants. This amendment is not expected to have a significant impact on the financial statements.
- International Tax Reform: Pillar Two Model Rules (Amendments to IAS 12) issued in May 2023. Pillar Two applies to multinational groups with a minimum level of turnover. The amendments introduced:
 - a temporary exception to the requirements to recognise and disclose information about deferred tax assets and liabilities related to Pillar Two income taxes; and
 - targeted disclosure requirements for affected entities.

These amendments to IAS 12 are not likely to significantly affect the council's transactions.

- Supplier Finance Arrangements (Amendments to IAS 7 and IFRS 7) issued in May 2023. The amendments require an entity to provide additional disclosures about its supplier finance arrangements. The IASB developed the new requirements to provide users of financial statements with information to enable them to:
 - assess how supplier finance arrangements affect an entity's liabilities and cash flows; and
 - understand the effect of supplier finance arrangements on an entity's exposure to liquidity risk and how the entity might be affected if the arrangements were no longer available to it.

The above amendment is not expected to have a material impact on the financial statements.

Note 2 Assumptions made about the future and other major sources of estimation uncertainty

The Financial Statements contain estimated figures that are based on assumptions made by the council about the future or that are otherwise uncertain. Estimates are made taking into account historical experience, current trends and other relevant factors. However, because balances cannot be determined with certainty, actual results could be materially different from the assumptions and estimates.

The items in the council's Balance Sheet at 31 March 2025 for which there is a significant risk of material adjustment in the forthcoming financial year are as follows:

Item	Uncertainties	Effect if actual results differ from assumptions
Pensions Liability – Actuarial Assumptions	<p>Estimation of the liability to pay pensions depends on a number of complex judgements relating to the discount rate used, the rate at which salaries are projected to increase, changes in retirement ages, mortality rates and expected returns on pension fund assets. A firm of consulting actuaries is engaged by Strathclyde Pension Fund, to provide the council with expert advice about the assumptions to be applied.</p> <p>Following decisions in relation to Age Discrimination and Guaranteed Minimum Pensions, the Actuary has included the estimated impact of these in the reported pension liability figure. However, the actual impact is influenced by a number of factors and therefore the actual impact could vary from the impact currently estimated and included in the liability.</p>	<p>The effects on the pension liability of changes in individual assumptions can be measured. For instance, a 0.1% decrease in the discount rate assumption would result in an increase in the pension liability of £32.182m.</p> <p>However, the assumptions interact in complex ways. During 2024/2025, the council's actuaries advised that the net pension liability had increased by £53.389m as a result of the return on assets and decreased by £340.973m attributable to changes in demographic and financial assumptions and estimates being corrected through experience.</p> <p>For 2024/2025, the liability is far outweighed by the asset, however due to the pension asset in the balance sheet being capped under IFRIC 14, these figures do not tie to the difference between the 23/24 pension liability and the 24/25 pension asset as stated in the balance sheet.</p>
Property, Plant and Equipment – Valuation	<p>The council's assets are valued on a rolling programme over a maximum of 5 years. The valuation assumptions are ascertained by the professional valuers used by the council.</p> <p>Given the current financial climate and the changes in the economy experienced across the past 5 years, the council's valuers have considered the potential uncertainty regarding the valuation of assets. Their work has concluded that the valuations are not subject to 'material valuation uncertainty' due to the current economic climate as at the valuation date.</p>	<p>If the actual results differ from the assumptions, the value of the asset could be affected.</p> <p>The value of the assets subject to revaluation over the rolling programme is £3,689.385m. During 2024/2025 the assets that were revalued are now held on the Balance Sheet at a total value of £2,442.754m. This includes council dwellings, which are revalued on an annual basis.</p> <p>The value of assets not revalued in 2024/2025 has been reviewed and the potential impact on valuations is within margins of 10-15% which are considered to be acceptable by RICS. Therefore, the assets not included in this year's</p>

Item	Uncertainties	Effect if actual results differ from assumptions
		<p>programme for revaluation are not materially misstated.</p> <p>The impact of a 1% change in the valuations carried out in 2024/2025 would change the value of the assets held on the Balance Sheet by £24.426m, resulting in an increase or decrease to the Revaluation Reserve or change to Net Cost of Services. Any change would also impact on depreciation charged to the Net Cost of Services.</p> <p>Due to statutory mitigation, there would be no impact on the council's usable reserves.</p>
Property, Plant and Equipment – Useful Life	Assets are depreciated over useful lives that are dependent on assumptions about the level of repairs and maintenance that will be incurred in relation to individual assets. The council has a programme of repairs and maintenance on its assets. Any decision to reduce spend in this area could affect the useful lives of assets.	If the useful life of assets is reduced, depreciation increases and the carrying amount of the assets falls, it is estimated that the annual depreciation charge would increase and the carrying value would fall by £9.755m for each year that useful lives were reduced.

This list does not include assets and liabilities that are carried at fair value based on a recently observed market price.

Note 3 Material items of expenditure and income

Where material items of expenditure and income are not disclosed on the face of the Comprehensive Income and Expenditure Statement, or contained within other notes, the Code requires disclosure of the nature and amounts of these items. Material items of expenditure and income are detailed below:

Item	Nature	Amount £000
Housing Benefit / Discretionary Housing Payment Paid	Benefit paid to support customers on low income with Housing rent costs	62,086
Housing Benefit / Discretionary Housing Benefit Received	Benefit received to support customers on low income with Housing rent costs	57,053

Note 4 Expenditure and funding analysis

The objective of the Expenditure and Funding Analysis is to demonstrate to council tax and rent payers how the funding available to the council (government grants, rents, fees and charges, council tax and business rates) for the year has been used in providing services in comparison with those resources consumed or earned by the council in accordance with the CIPFA Accounting Code of Practice. The Expenditure and Funding Analysis also shows how this expenditure is allocated for decision making purposes between the council's services. Income and expenditure accounted for under generally accepted accounting practices is presented more fully in the Comprehensive Income and Expenditure Statement on page 47. The segmental analysis in the Expenditure and Funding Analysis reflects the council's management structure, as reported to the relevant Committees during the financial year.

2023/24 Net expenditure chargeable to the general fund and HRA balance £000	2023/24 (Note 4) Adjustments between the funding and accounting basis £000	2023/24 Net expenditure in the comprehensi ve income and expenditure statement £000	Not applicable	2024/25 Net expenditure chargeable to the general fund and HRA balance £000	2024/25 (Note 4) Adjustments between the funding and accounting basis £000	2024/25 Net expenditure in the comprehensi ve income and expenditure statement £000
137,524	22,783	160,307	Community and Enterprise Resources	128,701	27,374	156,075
439,940	(2,856)	437,084	Education Resources	482,703	10,667	493,370
48,004	1,856	49,860	Finance and Corporate Resources	40,136	5,137	45,273
Not applicable	Not applicable	Not applicable	Housing and Technical Resources	Not applicable	Not applicable	Not applicable
(360)	9,913	9,553	Housing Revenue Account	2,981	(3,311)	(330)
16,432	9,738	26,170	Housing Other	15,972	6,171	22,143
237,204	2,062	239,266	Social Work Resources	235,309	8,993	244,302
2,052	0	2,052	Joint Board	1,864	0	1,864
(14,193)	4,567	(9,626)	Corporate Items	(8,870)	9,348	478
0	117	117	Corporate and Democratic Core (HRA)	0	105	105
0	0	0	Non-Distributed Costs – Non-Operational Assets (HRA)	0	0	0
866,603	48,180	914,784	Net Cost of Services	898,796	64,484	963,280
(821,514)	(71,002)	(892,516)	Other (Income) and Expenditure	(906,444)	(30,035)	(936,479)
45,089	(22,822)	22,269	(Surplus) or Deficit	(7,648)	34,449	26,801

General Fund	HRA	Total General Fund and HRA	Not applicable	General Fund	HRA	Total General Fund and HRA
(150,283)	(12,861)	(163,144)	Opening General Fund and HRA Balance	(109,772)	(13,221)	(122,993)
45,449	(360)	45,089	Less/plus (Surplus) or Deficit on General Fund	(10,627)	2,981	(7,646)
(4,938)	0	(4,938)	Transfers to/from Other Reserves	1,402	(200)	1,202
(109,772)	(13,221)	(122,993)	Closing General Fund and HRA Balance	(118,997)	(10,440)	(129,437)

Adjustments from general fund to arrive at the comprehensive income and expenditure statement

2024/25	Adjustments for capital purposes (Note a) £000	Net change for the pensions adjustments (Note b) £000	Other differences (Note c) £000	Total adjustments between funding and accounting basis £000
Community and Enterprise Resources	21,085	6,437	(148)	27,374
Education Resources	28,423	11,012	(28,768)	10,667
Finance and Corporate Resources	1,876	3,174	87	5,137
Housing and Technical Resources	Not applicable	Not applicable	Not applicable	Not applicable
Housing Revenue Account	6,219	1,061	(10,591)	(3,311)
Housing Other	928	3,157	2,086	6,171
Social Work Resources	4,859	6,243	(2,109)	8,993
Joint Board	0	0	0	0
Corporate Items	0	0	9,348	9,348
Corporate and Democratic Core (HRA)	0	0	105	105
Non-Distributed Costs – Non-Operational Assets (HRA)	0	0	0	0
Net Cost of Services	63,390	31,084	(29,990)	64,484
Other Income and Expenditure from the Expenditure and Funding Analysis	(62,239)	6,285	25,919	(30,035)
Difference between General Fund surplus or deficit and Comprehensive Income and Expenditure Statement Surplus or Deficit on the Provision of Services	1,151	37,369	(4,071)	34,449

2023/24	Adjustments for Capital Purposes (Note a) £000	Net change for the Pensions Adjustments (Note b) £000	Other Differences (Note c) £000	Total Adjustments between Funding and Accounting Basis £000
Community and Enterprise Resources	23,665	(766)	(116)	22,783
Education Resources	26,136	(1,037)	(27,955)	(2,856)
Finance and Corporate Resources	2,078	(348)	126	1,856
Housing and Technical Resources	Not applicable	Not applicable	Not applicable	Not applicable
Housing Revenue Account	18,217	(124)	(8,180)	9,913
Housing Other	9,918	(376)	196	9,738
Social Work Resources	3,224	(981)	(181)	2,062
Joint Board	0	0	0	0
Corporate Items	0	(45)	4,612	4,567
Corporate and Democratic Core (HRA)	0	0	117	117
Non-Distributed Costs – Non-Operational Assets (HRA)	0	0	0	0
Net Cost of Services	83,238	(3,677)	(31,381)	48,180
Other Income and Expenditure from the Expenditure and Funding Analysis	(67,489)	(32,312)	28,799	(71,002)

2023/24	Adjustments for Capital Purposes (Note a) £000	Net change for the Pensions Adjustments (Note b) £000	Other Differences (Note c) £000	Total Adjustments between Funding and Accounting Basis £000
Difference between General Fund surplus or deficit and Comprehensive Income and Expenditure Statement Surplus or Deficit on the Provision of Services	15,749	(35,989)	(2,582)	(22,822)

Note a – adjustments for capital purposes

This column adds in depreciation and impairment and revaluation gains and losses in the services line, and for:

- Other Operating Expenditure – adjusts for capital disposals with a transfer of income on disposal of assets and the amounts written off for those assets.
- Financing and Investment Income and Expenditure – the statutory charges for capital financing and other contributions are deducted from other income and expenditure as these are not chargeable under generally accepted accounting practices.
- Taxation and Non-Specific Grant Income and Expenditure – capital grants are adjusted for income not chargeable under generally accepted accounting practices. Revenue grants are adjusted from those that are receivable in the year, to those that are receivable without conditions or for which conditions were satisfied throughout the year. The Taxation and Non-Specific Grant Income and Expenditure line is credited with capital grants receivable in the year without conditions or for which conditions were satisfied in the year.

Note b – net change for the pensions adjustment

Net change for the removal of pension contributions and the addition of IAS19 Employee Benefits pension related expenditure and income:

- For Services this represents the removal of the employer pension contributions made by the council as allowed by statute and the replacement with current service costs and past service costs.
- For Financing and Investment Income and Expenditure – the net interest on the defined benefit liability is charged to the Comprehensive Income and Expenditure Statement.

Note c – other differences

Other differences between amounts debited/credited to the Comprehensive Income and Expenditure Statement and amounts payable/receivable to be recognised under statute:

- For Services, this represents the accrual made for the cost of holiday leave entitlements earned by employees but not taken before the year end which employees can carry into the next financial year. These require to be included in the Net Cost of Services under generally accepted accounting practices, however, are not chargeable to the General Fund.
- For Financing and Investment Income and Expenditure the other differences column recognises adjustments to the General Fund for the timing differences for premiums and discounts.

Note 5 Reconciliation of adjustments between funding and accounting basis shown in the expenditure and funding analysis (EFA) to those shown in the movement in reserves statement (MIRS)

2023/24 £000	Not applicable	2024/25 £000
(22,822)	Adjustments between Funding and Accounting Basis as per EFA	34,449
3,804	Transfer of non-current asset sale proceeds from revenue to Capital Receipts Reserve (Note 8)	7,774
(1,966)	Use of Capital Receipts Reserve to finance capital expenditure (Note 8)	(1,542)
(20,984)	Adjustments between Funding and Accounting Basis as per MIRS	40,681

Note 6 Expenditure and income analysed by nature

The council's expenditure and income are analysed as follows:

Not applicable	Community and enterprise £000	Education £000	Finance and corporate £000	Housing revenue account £000	Housing and technical £000	Social work £000	Joint boards £000	Corporate items £000	Other non-resource lines £000	2024/25 total £000	2023/24 total £000
Expenditure	Not applicable	Not applicable	Not applicable	Not applicable	Not applicable	Not applicable	Not applicable	Not applicable	Not applicable	Not applicable	Not applicable
Employee Benefits Expenses	101,716	361,414	36,523	9,402	47,345	115,655	0	95	0	672,150	655,105
Other Services Expenditure	90,256	123,860	72,984	64,821	26,278	388,973	1,864	892	105	770,033	759,565
Support Services Recharges	0	0	0	0	0	0	0	0	0	0	0
Depreciation, Amortisation, Impairment	21,139	28,423	1,876	39,730	1,424	4,859	0	0	0	97,451	103,138
Interest Payment	0	0	0	0	0	0	0	0	68,065	68,065	69,598
Pension Net Interest Expense	0	0	0	0	0	0	0	0	6,285	6,285	(32,312)
Impairment on Financial Instruments	0	0	0	0	0	0	0	0	(1,752)	(1,752)	(531)
Loss on the Disposal of Assets	0	0	0	0	0	0	0	0	(7,268)	(7,268)	650
Total Expenditure	213,111	513,697	111,383	113,953	75,047	509,487	1,864	987	65,435	1,604,964	1,555,213
Income	Not applicable	Not applicable	Not applicable	Not applicable	Not applicable	Not applicable	Not applicable	Not applicable	Not applicable	Not applicable	Not applicable
Fees and Charges and Other Service Income	40,190	5,405	7,747	114,283	45,773	206,633	0	509	0	420,540	413,494
Interest and Investment Income	0	0	0	0	0	0	0	0	13,188	13,188	16,069

Not applicable	Community and enterprise £000	Education £000	Finance and corporate £000	Housing revenue account £000	Housing and technical £000	Social work £000	Joint boards £000	Corporate items £000	Other non-resource lines £000	2024/25 total £000	2023/24 total £000
Impairment on Financial Instruments	0	0	0	0	0	0	0	0	(899)	(899)	58
Gain on the Disposal of Assets	0	0	0	0	0	0	0	0	0	0	0
Income from Council Tax	0	0	0	0	0	0	0	0	161,060	161,060	159,053
Government Grants and Contributions	16,846	14,922	58,363	0	7,131	58,552	0	0	828,460	984,274	944,270
Total Income	57,036	20,327	66,110	114,283	52,904	265,185	0	509	1,001,809	1,578,163	1,533,804
(Surplus) or Deficit on the Provision of Services	156,075	493,370	45,273	(330)	22,143	244,302	1,864	478	(936,374)	26,801	22,269

Note 7 Revenue from contracts with service recipients

Amounts included in the comprehensive income and expenditure statement for contracts with service recipients.

2023/24 £000	Not applicable	2024/25 £000
44,754	Revenue from contracts with service recipients	44,925
0	Impairment of receivables or contract assets	0
44,754	Total included in Comprehensive Income and Expenditure Statement	44,925

Amounts included in balance sheet for contracts with service recipients.

2023/24 £000	Not applicable	2024/25 £000
0	Receivables which are included in debtors (note 23)	0
0	Contract Assets	0
0	Contract Liabilities	0
0	Total Included in Net Assets	0

Specific changes in the contract assets and the contract liabilities balances during the period are as follows:

2023/24 Contract Asset £000	2023/24 Contract Liability £000	Not applicable	2024/25 Contract Asset £000	2024/25 Contract Liability £000
0	0	Contract assets and liabilities at the beginning of the year	0	0
0	0	Increases/decreases due to cash received (paid)	0	0
0	0	Transfers from contract assets / (liabilities) recognised at the beginning of the period to receivables (payables)	0	0
0	0	Changes as a result of changes in the measure of progress	0	0
0	0	Contract assets and liabilities at the end of the year	0	0

Note 8 Adjustments permitted under accounting standards and between accounting basis and funding basis under regulations

This note details the adjustments that are made to the total comprehensive income and expenditure recognised by the council in the year in accordance with proper accounting practice to arrive at the resources that are specified by statutory provisions as being available to the council to meet future capital and revenue expenditure. The following sets out a description of the reserves that the adjustments are made against.

General fund

The General Fund is the statutory fund into which all the receipts of the council are required to be paid and out of which all liabilities of the council are to be met, except to the extent that statutory rules might provide otherwise. These rules can also specify the financial year in which liabilities and payments

should impact on the General Fund, which is not necessarily in accordance with proper accounting practice. The General Fund balance therefore summarises the resources that the council is statutorily empowered to spend on its services or on capital investment (or the deficit of resources that the council is required to recover) at the end of the financial year.

Housing revenue account

The Housing Revenue Account balance reflects the statutory obligation to maintain a revenue account for local authority housing in accordance with the Local Government and Housing (Scotland) Act 1987. It contains the balance of income and expenditure as defined by the 1987 Act that is available to fund future expenditure in connection with the council's landlord function.

Repairs and renewals fund

The Repairs and Renewals Fund comprises a combination of balances brought forward from previous years adjusted for any utilisation of funds and contributions to the Fund in year. The funds will be used to deal with repairing or renewing council assets.

Insurance fund

The Insurance Fund is held as a provision against unpaid claims. Council Services contribute to the Fund which meets the cost of property damage, public liability, employee liability, vehicle fleet and other claims. The council holds insurance cover to meet any large claims, the premium for which is charged to the Fund. Actuarial reviews are undertaken on a regular basis. The last full review took place during 2024/25.

Capital receipts reserve

The Capital Receipts Reserve holds the proceeds from the disposal of land or other assets which are restricted by statute from being used other than to fund new capital expenditure or to be set aside to finance historical capital expenditure. The balance on the reserve shows the resources that have yet to be applied for these purposes at the year end.

Usable reserves 2024/25	General fund balance £000	Housing revenue account £000	Repairs and renewals fund £000	Insurance fund £000	Capital statutory funds £000	Capital receipts reserve £000	Total £000
Adjustments to Usable Reserves Permitted by Accounting Standards	Not applicable	Not applicable	Not applicable	Not applicable	Not applicable	Not applicable	Not applicable
Adjustment for the Revaluation Element of Depreciation	15,113	17,810	0	0	0	0	32,923
Total Adjustments to Usable Reserves Permitted by Accounting Standards	15,113	17,810	0	0	0	0	32,923
Statutory Adjustments (Between Accounting and Funding Basis)	Not applicable	Not applicable	Not applicable	Not applicable	Not applicable	Not applicable	Not applicable
Adjustments to Revenue Resources Amounts by which income and expenditure included in the Comprehensive Income and Expenditure Statement are different from revenue for the year calculated in accordance with statutory requirements:	Not applicable	Not applicable	Not applicable	Not applicable	Not applicable	Not applicable	Not applicable
▪ Pensions Costs transferred to (or from) the Pensions Reserve	36,094	1,275	0	0	0	0	37,369
▪ Financial Instruments (transferred to the Financial Instruments Adjustment Account)	(271)	(88)	0	0	0	0	(359)
▪ Holiday Pay (transferred to (or from) the Accumulated Absences Reserve)	749	(20)	0	0	0	0	729
▪ Reversal of entries included in the Surplus or Deficit on the Provision of Services in relation to capital expenditure (these items are charged to the Capital Adjustment Account)	39,034	22,224	0	0	0	0	61,258
Total Adjustments to Revenue Resources	75,606	23,391	0	0	0	0	98,997
Adjustments between Revenue and Capital Resources	Not applicable	Not applicable	Not applicable	Not applicable	Not applicable	Not applicable	Not applicable
Transfer of non-current asset sale proceeds from revenue to Capital Receipts Reserve	(7,572)	(202)	0	0	0	7,774	0
Statutory Provision for the repayment of debt (transfer from Capital Adjustment Account)	(3,730)	(5)	0	0	0	0	(3,735)
Capital expenditure financed from revenue balances (transfer to Capital Adjustment Account)	(1,605)	(33,506)	0	0	0	0	(35,111)

Usable reserves 2024/25	General fund balance £000	Housing revenue account £000	Repairs and renewals fund £000	Insurance fund £000	Capital statutory funds £000	Capital receipts reserve £000	Total £000
Total Adjustments between Revenue and Capital Resources	(12,907)	(33,713)	0	0	0	7,774	(38,846)
Adjustments to Capital Resources	Not applicable	Not applicable	Not applicable	Not applicable	Not applicable	Not applicable	Not applicable
Use of the Capital Receipts Reserve to finance capital expenditure	0	0	0	0	0	(1,542)	(1,542)
Application of capital grants to finance capital expenditure	(29,501)	(21,350)	0	0	0	0	(50,851)
Total Adjustments to Capital Resources	(29,501)	(21,350)	0	0	0	(1,542)	(52,393)
Total Statutory Adjustments (Between Accounting and Funding Basis)	33,198	(31,672)	0	0	0	6,232	7,758
Total Adjustments to Usable Reserves Permitted by Accounting Standards	15,113	17,810	0	0	0	0	32,923
Total Statutory Adjustments (Between Accounting and Funding Basis)	33,198	(31,672)	0	0	0	6,232	7,758
Total Comprehensive Expenditure and Income	(37,682)	10,881	0	0	0	0	(26,801)
Net Increase / (Decrease) before transfers to / (from) Reserves	10,629	(2,981)	0	0	0	6,232	13,880
Transfers to / (from) Reserves	(1,402)	200	(224)	1,617	(191)	0	0
Increase / (Decrease) in Year	9,227	(2,781)	(224)	1,617	(191)	6,232	13,880

Usable Reserves 2023/24	General fund balance £000	Housing revenue account £000	Repairs and renewals fund £000	Insurance fund £000	Capital statutory funds £000	Capital receipts reserve £000	Total £000
Adjustments to Usable Reserves Permitted by Accounting Standards	Not applicable	Not applicable	Not applicable	Not applicable	Not applicable	Not applicable	Not applicable
Adjustment for the Revaluation Element of Depreciation	13,723	17,344	0	0	0	0	31,067
Total Adjustments to Usable Reserves Permitted by Accounting Standards	13,723	17,344	0	0	0	0	31,067
Statutory Adjustments (Between Accounting and Funding Basis)	Not applicable	Not applicable	Not applicable	Not applicable	Not applicable	Not applicable	Not applicable
Adjustments to Revenue Resources Amounts by which income and expenditure included in the Comprehensive Income and Expenditure Statement are different from revenue for the year calculated in accordance with statutory requirements:	Not applicable	Not applicable	Not applicable	Not applicable	Not applicable	Not applicable	Not applicable
▪ Pensions Costs transferred to (or from) the Pensions Reserve	(34,770)	(1,219)	0	0	0	0	(35,989)
▪ Financial Instruments (transferred to the Financial Instruments Adjustment Account)	(270)	(90)	0	0	0	0	(360)
▪ Holiday Pay (transferred to (or from) the Accumulated Absences Reserve)	452	(14)	0	0	0	0	438
▪ Reversal of entries included in the Surplus or Deficit on the Provision of Services in relation to capital expenditure (these items are charged to the Capital Adjustment Account)	49,692	23,713	0	0	0	0	73,405
Total Adjustments to Revenue Resources	15,104	22,390	0	0	0	0	37,494
Adjustments between Revenue and Capital Resources	Not applicable	Not applicable	Not applicable	Not applicable	Not applicable	Not applicable	Not applicable
Transfer of non-current asset sale proceeds from revenue to Capital Receipts Reserve	(1,838)	(1,966)	0	0	0	3,804	0
Statutory Provision for the repayment of debt (transfer from Capital Adjustment Account)	(2,660)	0	0	0	0	0	(2,660)
Capital expenditure financed from revenue balances (transfer to Capital Adjustment Account)	(1,730)	(20,046)	0	0	0	0	(21,776)

Usable Reserves 2023/24	General fund balance £000	Housing revenue account £000	Repairs and renewals fund £000	Insurance fund £000	Capital statutory funds £000	Capital receipts reserve £000	Total £000
Total Adjustments between Revenue and Capital Resources	(6,228)	(22,012)	0	0	0	3,804	(24,436)
Adjustments to Capital Resources	Not applicable	Not applicable	Not applicable	Not applicable	Not applicable	Not applicable	Not applicable
Use of the Capital Receipts Reserve to finance capital expenditure	0	0	0	0	0	(1,966)	(1,966)
Application of capital grants to finance capital expenditure	(37,445)	(25,695)	0	0	0	0	(63,140)
Total Adjustments to Capital Resources	(37,445)	(25,695)	0	0	0	(1,966)	(65,106)
Total Statutory Adjustments (Between Accounting and Funding Basis)	(28,569)	(25,317)	0	0	0	1,838	(52,048)
Total Adjustments to Usable Reserves Permitted by Accounting Standards	13,723	17,344	0	0	0	0	31,067
Total Statutory Adjustments (Between Accounting and Funding Basis)	(28,569)	(25,318)	0	0	0	1,838	(52,049)
Total Comprehensive Expenditure and Income	(30,602)	8,333	0	0	0	0	(22,269)
Net Increase / (Decrease) before transfers to / (from) Reserves	(45,448)	360	0	0	0	1,838	(43,252)
Transfers to / (from) Reserves	4,939	0	(2,263)	(1,216)	(801)	(660)	0
Increase / (Decrease) in Year	(40,511)	360	(2,263)	(1,216)	(801)	1,178	(43,252)

Note 9 Comprehensive income and expenditure statement – other operating expenditure

2023/24 £000	Not applicable	2024/25 £000
650	(Gains) / losses on the disposal of non-current assets	(7,268)
650	Total	(7,268)

Note 10 Comprehensive income and expenditure statement – financing and investment income and expenditure

2023/24 £000	Not applicable	2024/25 £000
69,513	Interest payable and similar charges	68,065
(32,312)	Pensions interest cost and expected return on pensions assets	6,285
(16,069)	Interest receivable and similar income	(13,186)
(590)	Impairment on Financial Instruments	(853)
20,542	Total	60,311

Note 11 Comprehensive income and expenditure statement – taxation and non-specific grant income

2023/24 £000	Not applicable	2024/25 £000
(159,053)	Council Tax income	(161,060)
(341,536)	National Non-Domestic Rates	(411,592)
(349,979)	Non-ringfenced Government grants	(366,018)
(63,140)	Capital grants and contributions	(50,851)
(913,708)	Total	(989,521)

Note 12 Movements in usable reserves

This note sets out the amounts set aside from the General Fund and HRA balances in earmarked reserves to provide financing for future expenditure plans and the amounts posted back from earmarked reserves to meet General Fund and HRA expenditure in 2024/2025.

	2023/24 Opening balance 1 April 2023 £000	Transfers out 2023/24 £000	Transfers in 2023/24 £000	2023/24 Closing balance 31 March 2024 £000	2024/25 Opening balance 1 April 2024 £000	Transfers out 2024/25 £000	Transfers in 2024/25 £000	2024/25 Closing balance 31 March 2025 £000
Future Budget Strategies – allocated to specific years	92,961	(42,786)	18,922	69,097	69,097	(33,798)	49,025	84,324
Investments (Multi Year)	3,899	(2,156)	3,293	5,036	5,036	(2,782)	202	2,456
Early Years (Multi-year)	11,517	(3,806)	0	7,711	7,711	(5,350)	0	2,361
Pupil Equity Fund (Specific funding)	905	(905)	323	323	323	(323)	631	631
Scottish Welfare Fund	145	(145)	0	0	0	0	1,153	1,153
Multi Year Projects	3,507	(8)	0	3,499	3,499	(643)	0	2,856
Schools (Multi-year)	1,355	(264)	0	1,091	1,091	(1,091)	0	0
Scheme of Assistance	742	0	0	742	742	(255)	0	487
Community and Enterprise Resources including Public Health and Local Plan	1,081	(69)	290	1,302	1,302	0	673	1,975
Temporary Homelessness / Community Safety (Specific funding)	1,575	0	0	1,575	1,575	0	355	1,930
New Initiatives (Multi-year)	912	0	0	912	912	0	0	912
Sanitary Products Funding	339	(140)	0	199	199	(64)	30	165
Counselling in Schools	1,256	(978)	0	278	278	(278)	0	0
Additional Support for Learning	1,189	(707)	0	482	482	0	0	482
Grants to Voluntary Organisations - Area Grants c/f	207	0	0	207	207	0	106	313
Lanarkshire Valuation Joint Board - Scottish Government funding	118	0	0	118	118	0	0	118
Local Heat and Energy Efficient Strategies	75	0	25	100	100	0	0	100
Other Funding (inc. LACER)	11,658	(9,338)	0	2,320	2,320	(321)	40	2,039

	2023/24 Opening balance 1 April 2023 £000	Transfers out 2023/24 £000	Transfers in 2023/24 £000	2023/24 Closing balance 31 March 2024 £000	2024/25 Opening balance 1 April 2024 £000	Transfers out 2024/25 £000	Transfers in 2024/25 £000	2024/25 Closing balance 31 March 2025 £000
Ukraine Resettlement	0	0	1,485	1,485	1,485	0	218	1,703
Balances Used during 2023/24	2,887	(2,887)	0	0	0	0	0	0
Balances less than £0.100m	912	(716)	57	253	253	0	0	253
Scotland Excel Contract	0	0	0	0	0	0	200	200
Office Accommodation	0	0	0	0	0	0	250	250
Hamilton Town Centre	0	0	0	0	0	0	898	898
Property Maintenance	0	0	0	0	0	0	350	350
Total Earmarked General Fund	137,240	(64,905)	24,395	96,730	96,730	(44,905)	54,131	105,956
Uncommitted General Fund	Not applicable	Not applicable	Not applicable	Not applicable	Not applicable	Not applicable	Not applicable	Not applicable
Funding for Future Strategies	0	0	0	0	0	0	0	0
Uncommitted General Fund	13,043	0	0	13,043	13,043	0	0	13,043
Total Uncommitted General Fund	13,043	0	0	13,043	13,043	0	0	13,043
Total General Fund	150,283	(64,905)	24,395	109,773	109,773	(45,905)	54,131	118,999
Repairs and Renewals	Not applicable	Not applicable	Not applicable	Not applicable	Not applicable	Not applicable	Not applicable	Not applicable
Crematorium Sinking Fund and Shelter	241	(241)	0	0	0	0	0	0
Fleet Sinking Fund	253	(253)	40	40	40	0	40	80
Waste	3,027	(36)	0	2,991	2,991	(120)	0	2,871
Repairs and Restorations (Various Projects)	3,685	(3,155)	1,363	1,893	1,893	(144)	0	1,749
Winter Maintenance	404	0	18	422	422	0	0	422
Total Repairs and Renewals	7,610	(3,685)	1,421	5,346	5,346	(264)	40	5,122
Capital Fund	Not applicable	Not applicable	Not applicable	Not applicable	Not applicable	Not applicable	Not applicable	Not applicable
Capital Fund	0	0	0	0	0	0	0	0
Education Capital Items Replacement Fund	2,706	(671)	0	2,035	2,035	0	0	2,035
Adoptions	279	0	0	279	279	0	0	279

	2023/24 Opening balance 1 April 2023 £000	Transfers out 2023/24 £000	Transfers in 2023/24 £000	2023/24 Closing balance 31 March 2024 £000	2024/25 Opening balance 1 April 2024 £000	Transfers out 2024/25 £000	Transfers in 2024/25 £000	2024/25 Closing balance 31 March 2025 £000
IT Development Fund / Digital Transformation	1,301	(70)	58	1,289	1,289	(1,000)	0	289
Central Energy Efficiency Fund	490	(364)	246	372	372	(47)	856	1,181
Total Capital Fund	4,776	(1,105)	304	3,975	3,975	(1,047)	856	3,784
Total Usable Capital Receipts	-	(660)	1,838	1,178	1,178	(1,542)	7,775	7,411
Total Insurance Fund	1,411	(1,532)	316	195	195	(986)	2,603	1,812
Total Housing Revenue Account	12,861	0	360	13,221	13,221	(2,981)	200	10,440
Total Usable Reserves	176,941	(71,887)	28,634	133,688	133,688	(51,873)	65,753	147,568

Note 13 Balance sheet – unusable reserves

Unusable Reserves are those that the council is not able to utilise to provide services. These reserves are kept to manage the accounting processes for non-current assets, financial instruments and retirement benefits and that do not represent usable resources for the council.

The two reserves arising from the system of capital accounting are the Revaluation Reserve and the Capital Adjustment Account. The former represents the gains on revaluation of fixed assets not yet realised through sales and the latter relates to amounts set aside from capital resources to meet past expenditure.

The reserve arising from accounting for financial instruments is the Financial Instruments Adjustment Account. This is a balancing account to allow for differences in statutory requirements and proper accounting practices for lending and borrowing by the council.

The Pensions Reserve as limited by the assets ceiling cap under IFRIC 14, arises from IAS19 Accounting Disclosures for Retirement Benefits and recognises the council's share of actuarial gains and losses in the Strathclyde Pension Fund and the change in the council's share of the Pension Fund liability chargeable to the CIES.

The Accumulated Absences Reserve arises from IAS19 accounting disclosures for Short Term Accumulated Benefits and recognises the council's liability for compensated absences (annual leave) earned by staff but not taken in the year. The Statutory Arrangements require that the impact on the General Fund Balance is neutralised by transfers to or from the Reserve.

Unusable Reserves 2024/25	Revaluation reserve £000	Capital adjustment account £000	Financial instruments adjustment account £000	Pension reserve £000	Accumulating compensated absences adjustment account £000	Total £000
Opening Balance	1,333,554	996,027	(3,851)	(113,666)	(23,008)	2,189,056
Movement in Year	176,188	30,123	358	15,674	(728)	221,615
Closing Balance	1,509,742	1,026,150	(3,493)	(97,992)	(23,736)	2,410,671
Other Comprehensive Income and Expenditure	209,253	0	0	53,043	0	262,296
Adjustments to Usable Reserves Permitted by Accounting Standards	Not applicable	Not applicable	Not applicable	Not applicable	Not applicable	Not applicable
Difference Between Fair Value and Historic Cost Depreciation	(32,923)	32,923	0	0	0	0
Adjustments Between Accounting Basis and Funding Basis Under Regulation	Not applicable	Not applicable	Not applicable	Not applicable	Not applicable	Not applicable
Charges for Depreciation and Impairment of Non-Current Assets	0	(102,134)	0	0	0	(102,134)
Revaluation Gains / Losses on Property, Plant and Equipment	0	1,117	0	0	0	1,117
Amortisation of Intangible Assets	0	(224)	0	0	0	(224)
Non-Current Assets Written Off on Disposal or Sale	0	(365)	0	0	0	(365)
Accumulated Gains on Assets Sold or Scrapped	(142)	0	0	0	0	(142)
Use of Capital Receipts Reserve to Finance New Capital Expenditure	0	1,542	0	0	0	1,542
Capital Grants and Contributions	0	50,851	0	0	0	50,851
Statutory Charge for the Repayment of Debt	0	7,567	0	0	0	7,567
Statutory Provision for Financing of Capital Investment	0	3,735	0	0	0	3,735
Capital Expenditure Charged Against the General Fund and HRA Balance	0	35,111	0	0	0	35,111
Retrospective Benefit from applying revised Service Concession Guidance	0	0	0	0	0	0
Transfer Between Revaluation Reserve and Capital Adjustment Account	0	0	0	0	0	0
Premiums to be Charged Against the General Fund and HRA Balance	0	0	358	0	0	358
Reversal of Items Relating to Retirement Benefits	0	0	0	(66,598)	0	(66,598)
Employer's Pension Contribution Payable in Year	0	0	0	22,229	0	22,229
Amounts Accrued at the End of the Financial Year	0	0	0	0	(728)	(728)

Unusable Reserves 2024/25	Revaluation reserve £000	Capital adjustment account £000	Financial instruments adjustment account £000	Pension reserve £000	Accumulating compensated absences adjustment account £000	Total £000
Total Movement in Year	176,188	30,123	358	15,674	(728)	221,615

Unusable Reserves 2023/24	Revaluation reserve £000	Capital adjustment account £000	Financial instruments adjustment account £000	Pension reserve £000	Accumulating compensated absences adjustment account £000	Total £000
Opening Balance	1,395,482	978,675	(4,211)	(62,560)	(22,570)	2,284,815
Movement in Year	(61,928)	17,352	360	(51,106)	(438)	(95,761)
Closing Balance	1,333,554	996,027	(3,851)	(113,666)	(23,008)	2,189,055
Other Comprehensive Income and Expenditure	(29,648)	0	0	(87,095)	0	(116,744)
Adjustments to Usable Reserves Permitted by Accounting Standards	Not applicable	Not applicable	Not applicable	Not applicable	Not applicable	Not applicable
Difference Between Fair Value and Historic Cost Depreciation	(31,067)	31,067	0	0	0	0
Adjustments Between Accounting Basis and Funding Basis Under Regulation	Not applicable	Not applicable	Not applicable	Not applicable	Not applicable	Not applicable
Charges for Depreciation and Impairment of Non-Current Assets	0	(96,521)	0	0	0	(96,521)
Revaluation Gains / Losses on Property, Plant and Equipment	0	(6,703)	0	0	0	(6,703)
Amortisation of Intangible Assets	0	(66)	0	0	0	(66)
Non-Current Assets Written Off on Disposal or Sale	0	(3,241)	0	0	0	(3,241)
Accumulated Gains on Assets Sold or Scrapped	(1,213)	0	0	0	0	(1,213)
Use of Capital Receipts Reserve to Finance New Capital Expenditure	0	1,966	0	0	0	1,966
Capital Grants and Contributions	0	63,140	0	0	0	63,140
Statutory Charge for the Repayment of Debt	0	3,273	0	0	0	3,273
Statutory Provision for Financing of Capital Investment	0	2,660	0	0	0	2,660
Capital Expenditure Charged Against the General Fund and HRA Balance	0	21,776	0	0	0	21,776
Retrospective Benefit from applying revised Service Concession Guidance	0	0	0	0	0	0
Transfer Between Revaluation Reserve and Capital Adjustment Account	0	0	0	0	0	0
Premiums to be Charged Against the General Fund and HRA Balance	0	0	360	0	0	360
Reversal of Items Relating to Retirement Benefits	0	0	0	(33,620)	0	(33,620)
Employer's Pension Contribution Payable in Year	0	0	0	69,609	0	69,609
Amounts Accrued at the End of the Financial Year	0	0	0	0	(438)	(438)

Unusable Reserves 2023/24	Revaluation reserve £000	Capital adjustment account £000	Financial instruments adjustment account £000	Pension reserve £000	Accumulating compensated absences adjustment account £000	Total £000
Total Movement in Year	(61,928)	17,352	360	(51,106)	(438)	(95,761)

Note 14 Members allowances

The council paid the following amounts to Members of the council during the year:

Not applicable	2024/25 £	2023/24 £
Salaries	1,246,071	1,169,378
Mileage Allowance	14,564	20,177
Expenses	3,782	3,083
Total	1,264,417	1,192,638

Note 15 External audit costs

The council has incurred the following external audit costs:

Not applicable	2024/25 £000	2023/24 £000
Fee payable to Audit Scotland for external audit services	631	622
Total	631	622

The council incurred these costs in relation to the audit of the Annual Accounts, the certification of grant claims and a contribution towards Audit Scotland's national work programme. Fees payable in respect of other services provided by the appointed auditor were nil (2023/2024: nil).

Note 16 Related parties

The council is required to disclose material transactions with related parties – bodies or individuals that have the potential to control or influence or to be controlled or influenced by the council. Disclosure of these transactions allows readers to assess the extent to which the council might have been constrained in its ability to operate independently or might have secured the ability to limit another party's ability to bargain freely with the council.

Scottish Government

The Scottish Government has effective control over the general operations of the council – it is responsible for providing the statutory framework within which the council operates, provides the majority of its funding in the form of grants and prescribes the terms of many transactions that the council has with other parties (council tax bills, housing benefits). Grants received from government departments are set out in the subjective analysis in Note 6.

Officers

During 2024/2025, one senior officer of the council (Executive Director of Finance and Corporate Resources) declared an interest in any RegenFX Youth Trust. No senior officer declared an interest of close family members in any organisations out with those controlled or significantly influenced by the council.

During 2024/2025, no senior officer of the council declared an interest in any organisation out with those controlled or significantly influenced by the council. In addition, no senior officer declared an interest of close family members in any organisations out with those controlled or significantly influenced by the council.

The total remuneration paid to senior officers is shown in the Remuneration Report on page 35.

Members

Members of the council have direct control over the council's financial and operating policies. The total of members' allowances paid in 2024/2025 is shown in Note 14. During 2024/2025, works and services to the value of £6.618 million were commissioned from companies in which 20 members had an interest (2023/2024 - £7.635 million). Contracts were entered into in full compliance with the council's standing orders. In addition, grants totalling £4.872 million were paid to 59 voluntary organisations in which members had an interest (2023/2024 - £3.913 million). The relevant members did not take part in any discussion or decision relating to the grants. Details of these transactions are recorded under each individual Councillor and can be found on the council's website ([Elected Members Interests](#)). As these payments relate to payments ledgered in the financial year, there are no outstanding balances to be disclosed.

The council has chosen a de minimis level of £0.100m as its threshold disclosure level for individual members interests in companies and voluntary organisations. In addition to the entities controlled or significantly influenced by the council (page 71), the council made individual payments above this threshold to the following companies and voluntary organisations in which members held an interest. These are detailed in the table below.

Member	Organisation	Individual payment exceeding £0.100m
Cllr Alex Allison	Biggar Rugby Football Club	One payment of £0.429m. Grant in relation to extension and modernisation of building facilities
Cllr Julia Marrs	Computacenter (UK) Ltd	Six payments totalling £0.670m: £0.130m for Omnissa Workspace 1. Four invoices totalling £0.439m relate to support costs and one invoice of £0.101m relating to licenses and other miscellaneous expenses
Cllr Alex Allison Cllr John Anderson Cllr Robert Brown Cllr Maureen Chalmers Cllr Gerry Convery Cllr Maureen Devlin Cllr Joe Fagan Cllr Gladys Ferguson-Miller Cllr Eileen Logan Cllr Katy Loudon Cllr Hugh McDonald Cllr Richard Nelson Cllr John Ross	COSLA	One payment of £0.254m for Local Authority Subscriptions
Cllr Gavin Keatt	General Teaching Council for Scotland	One payment of £0.264m. Deduction at source Registration Fees from 1 April 2024 - 31 March 2025
Cllr John Anderson Cllr Catherine McClymont	Routes to Work South	Three payments of £0.221m and three payments of £0.125m totalling £1.038m. Three invoices Relate to Gateway to Employment Services (£0.633m) and Making It Work Delivery (£0.375m)

Member	Organisation	Individual payment exceeding £0.100m
Cllr Graeme Horne	SEEMiS Group LLP	One Payment of £0.329m. Membership Fee for 2024/25

Receipts and payments between the council and entities controlled or significantly influenced by the council

Not applicable	2024/25 Receipts £000	2024/25 Payments £000	2023/24 Receipts £000	2023/24 Payments £000
Subsidiaries:	Not applicable	Not applicable	Not applicable	Not applicable
Common Good Fund	43	0	39	0
Routes to Work South	0	2,844	0	7,860
South Lanarkshire Leisure and Culture Limited	2,053	15,626	3,367	23,330
Total Subsidiaries	2,096	18,470	3,406	31,190
Joint Ventures:	Not applicable	Not applicable	Not applicable	Not applicable
South Lanarkshire HSCP Integration Joint Board *	229,891	182,365	245,067	196,104
Total Joint Ventures	229,891	182,365	245,067	196,104
Joint Boards:	Not applicable	Not applicable	Not applicable	Not applicable
Lanarkshire Valuation Joint Board	172	1,814	165	2,004
Strathclyde Partnership for Transport	0	16,488	19	15,722
Strathclyde Concessionary Travel Scheme Joint Committee	0	611	0	617
Total Joint Boards	172	18,913	184	18,343
Other Entities:	Not applicable	Not applicable	Not applicable	Not applicable
Clyde Valley Learning and Development Joint Committee	59	12	59	13
Regen FX Youth Trust	0	509	0	508
SEEMIS Group LLP	226	353	85	366
Total Other Entities	285	874	144	887
Total	232,444	220,622	248,801	246,524

The amounts due (to) / from related parties are detailed below:

Not applicable	2024/25 £	2023/24 £
Strathclyde Partnership for Transport	0	0
South Lanarkshire Leisure and Culture Limited	0	0
South Lanarkshire Health and Social Care Partnership	(3,629)	(2,809)

Subsidiaries

Common Good Fund

The Common Good Fund is for the benefit of the geographical areas of the former burghs and is administered by the council.

Routes to Work South

Established in 1998, Routes to Work South's main activity is supporting unemployed and workless residents in South Lanarkshire into employment, training, or further education. Routes to Work South

delivers services to, and is funded by, the council. South Lanarkshire Council is the sole member of Routes to Work South and is included in the council's group financial statements as a 100% subsidiary.

South Lanarkshire Leisure and Culture Limited

South Lanarkshire Leisure and Culture Limited was established as a Charitable Trust on 1 April 2002, became South Lanarkshire Leisure and Culture Limited in October 2010 and from 3 April 2023, the status of South Lanarkshire Leisure and Culture Limited changed from a Charitable Trust to a Scottish Charitable Incorporated Organisation (SCIO). The SCIO provides the council with a full range of leisure and cultural activities within the South Lanarkshire area. Whilst the Trust is entirely independent of the council under law and for taxation purposes, its activities are directed by means of contractual arrangements with the council, and, in recognition of this, South Lanarkshire Leisure and Culture Limited is treated as a 100% subsidiary and included in the council's group financial statements.

Joint ventures

South Lanarkshire Health and Social Care Partnership Integration Joint Board

The South Lanarkshire HSCP Integration Joint Board was established on 6 October 2015 as a partnership between South Lanarkshire Council and NHS Lanarkshire and is responsible for planning and seeing the delivery of a full range of community health and social work/social care services. In the year 2024/2025, the following financial transactions were made between South Lanarkshire Council and South Lanarkshire HSCP Integration Joint Board relating to the integrated and social care functions:

Not applicable	2024/25 £000	2023/24 £000
Contribution made to South Lanarkshire HSCP Integration Joint Board	182,365	196,104
Commissioning income received from South Lanarkshire HSCP Integration Joint Board	229,891	245,067
South Lanarkshire HSCP Integration Joint Board due (to)/from South Lanarkshire Council	(3,629)	(2,809)

Joint boards

The council is represented on a number of joint boards which are independent public bodies formed by an Act of Parliament. These bodies are Lanarkshire Valuation Joint Board, Strathclyde Concessionary Travel Scheme and Strathclyde Partnership for Transport. All local government functions that relate to these bodies have been delegated from the constituent councils that comprise the area of each board. The members of each board are elected councillors and appointed by the councils in proportions specified in the legislation.

The council has no shares, or ownership of any of these boards. Nevertheless, these boards are included within the council's group accounts as associate, as the council is represented on the board and participate in policy making processes. The council's share of each board's net assets is calculated on its percentage share of the aggregate contributions made by the constituent councils.

Other entities

Details of all other public bodies in which the council has a significant interest are explained in the group accounts at Notes 4 to 7.

Note 17 Leases

Council as lessee

Finance leases

The council currently has obligations in relation to Glasgow Southern Orbital infrastructure and secondary schools. These are classed as PPP/PFI finance leases and are reported under Note 28 – Public Private Partnerships and Similar Contracts.

Right of use assets

The council adopted IFRS 16 from 1 April 2024, to recognise all right of use assets. IFRS 16 will mean that the majority of leases where the council acts as lessee will come onto the balance sheet and lessor accounting is effectively unchanged. Right-of-use assets and lease liabilities will have been calculated as if IFRS 16 had always applied but recognised in 2024/2025 and not by adjusting prior year figures.

The main impact of the new requirements is that, for arrangements previously accounted for as operating leases (without recognising the leased vehicles, plant, equipment, property and land as an asset and future rents as a liability), a right-of-use asset and a lease liability are now on the balance sheet at 1 April 2024. Leases for items of low value (below £0.010m assets) and leases that expire on or before 31 March 2025 are exempt from the new arrangements.

As a lessee, the council has previously classified leases as operating or finance leases based on its assessment of whether the lease transferred significantly all of the risks and rewards incidental to ownership of the underlying asset to the council. Under IFRS 16, the council recognises right-of-use assets and lease liabilities for most leases.

The council has decided to apply recognition exemptions to short-term leases and has elected not to recognise right-of-use assets and lease liabilities for short term leases that have a term of 12 months or less and leases of low value assets. The council recognises the lease payments associated with these leases as an expense on a straight-line basis over the lease term.

This table shows the change in the value of right-of-use assets held under leases by the council.

Right of use assets	2024/2025 £000
Value at 1 April	26,565
Additions	0
Revaluations	0
Depreciation	(3,789)
Disposals	0
Value at 31 March	22,776
Land and Buildings	21,366
Vehicles, Plant and Equipment	1,410
Value at 31 March	22,776

The council incurred the following expenses and cashflows in relation to leases.

Transactions under leases	2024/2025 £000
Comprehensive Income and Expenditure Statement	Not applicable
Interest Expense on Lease Liabilities	1,215
Cashflow Statement	Not applicable
Minimum lease payments	3,124

The lease liabilities are due to be settled over the following time bands (measured at the undiscounted amounts of expected cash payments).

Maturity Analysis of Lease Liabilities	2024/2025
Not applicable	Finance Lease Liability £000
Not later than one year	3,124
Later than one year and not later than five years	12,348
Later than five years	11,093
Total Undiscounted Liabilities	26,565

Council as lessor

Operating Leases

The council leases out property under operating leases. The purpose of the Lease Portfolio is principally Socio Economic – by supporting the wider corporate objectives of the council as stated in the Council Plan, Connect 2022-27, through strategic influence, control, occupational use and management of lease agreements. In particular, but not exclusively, to ‘support the local Economic Development by providing the right conditions for growth, improving skills and employability’.

The future minimum lease payments receivable under non-cancellable leases in future years are:

	2024/25 £000	2023/24 £000
Not applicable		
Not later than one year	6,014	5,070
Later than one year and not later than five years	11,368	13,129
Later than five years	91,468	93,386
Total	108,850	111,585

The minimum lease payments receivable do not include rents that are contingent on events taking place after the lease was entered into, such as adjustments following rent reviews. In 2024/2025, no contingent rents were receivable by the council (2023/2024 – nil).

Note 18 Grant income

The council credited the following grants, contributions and donations to the Comprehensive Income and Expenditure Statement in 2024/2025:

	2024/25 £000	2023/24 £000
Not applicable		
Credited to Taxation and Non Specific Grant Income	Not applicable	Not applicable
Council Tax	161,060	159,053
Non Ring Fenced Government Grants	411,592	349,979
Non Domestic Rate Redistribution	366,018	341,536
Total	938,670	850,568
Credited to Services	Not applicable	Not applicable
Scottish Government	34,808	67,226
European Grant Funding	0	6,189
Skills Development Scotland	264	710
Central Government	69,196	63,069

Not applicable	2024/25 £000	2023/24 £000
Lottery	43	153
Creative Scotland	414	410
NHS (incl. Resource Transfer)	49,893	51,439
Other Grants	1,196	419
Total	155,814	189,615

Note 19 Events after the balance sheet date

The unaudited Annual Accounts were authorised for approval by the Executive Director (Finance and Corporate Resources) on 25 June 2025.

There are no events that occurred between 1 April 2025 and the date that the unaudited Accounts were authorised for issue, that would have an impact on the financial statements.

Where events taking place before this date provided information about conditions existing at 31 March 2025, the figures in the financial statements and notes have been adjusted in all material respects to reflect the impact of this information.

Not applicable	Council dwellings £000	Other land and buildings £000	Vehicles, plant and equipment £000	Community assets £000	Surplus assets £000	Assets under construction £000	Total property, plant and equipment £000	PFI assets included in property, plant and equipment £000	Infrastructure assets (Note 1) £000
Other movements in Cost or Valuation	3,048	9,799	252	294	5,436	(31,669)	(12,840)	548	2,695
At 31 March 2025	1,668,237	2,109,787	56,544	2,016	11,098	21,898	3,869,580	633,619	Not applicable

Not applicable									
	Council dwellings £000	Other land and buildings £000	Vehicles, plant and equipment £000	Community assets £000	Surplus assets £000	Assets under construction £000	Total property, plant and equipment £000	PFI assets included in property, plant and equipment £000	Infrastructure assets (Note 1) £000
Accumulated Depreciation and Impairment	Not applicable	Not applicable	Not applicable	Not applicable	Not applicable	Not applicable	Not applicable	Not applicable	Not applicable
As at 1 April 2024	0	94,294	25,208	10	21	0	119,533	38,284	Not applicable
Depreciation Charge	39,317	42,158	8,948	0	8	0	90,431	10,453	11,702
Depreciation written out to the Revaluation Reserve	(39,317)	(53,819)	0	0	(85)	0	(93,221)	(41,803)	0
Depreciation written out to the Surplus / Deficit on the Provision of Services	0	(2,089)	0	0	(113)	0	(2,202)	0	0
Impairment losses / (reversals) recognised in the Revaluation Reserve	0	0	0	0	0	0	0	0	0
Impairment losses / (reversals) recognised in the Deficit on the Provision of Services	0	0	0	0	0	0	0	0	0
De-recognition – Disposals	0	(1)	(5,029)	0	0	0	(5,030)	0	0

Not applicable		Other land and buildings £000	Vehicles, plant and equipment £000	Community assets £000	Surplus assets £000	Assets under construction £000	Total property, plant and equipment £000	PFI assets included in property, plant and equipment £000	Infrastructure assets (Note 1) £000
Eliminated on reclassification to Assets Held for Sale	0	0	0	0	0	0	0	0	0
Other movements in Depreciation and Impairment	0	(198)	0	0	198	0	0	0	0
At 31 March 2025	0	80,345	29,127	10	29	0	109,511	6,934	Not applicable

Net book value	Not applicable	Not applicable	Not applicable	Not applicable	Not applicable	Not applicable	Not applicable	Not applicable	Not applicable
At 31 March 2025	1,668,237	2,029,442	27,417	2,006	11,069	21,898	3,760,069	626,685	353,315
At 31 March 2024	1,477,115	1,847,310	30,186	1,617	10,231	24,790	3,391,246	477,649	343,286

Movements on Balances

Movements in 2023/2024

Not applicable	Council dwellings £000	Other land and buildings £000	Vehicles, plant and equipment £000	Community assets £000	Surplus assets £000	Assets under construction £000	Total property, plant and equipment £000	PFI assets included in property, plant and equipment £000	Infrastructure assets (Note 1) £000
Cost or Valuation	Not applicable	Not applicable	Not applicable	Not applicable	Not applicable	Not applicable	Not applicable	Not applicable	Not applicable
As at 1 April 2023	1,531,317	1,896,013	54,315	1,474	10,190	33,095	3,526,404	507,528	Not applicable
Additions	60,084	3,877	4,524	229	64	24,809	93,587	179	26,732
Revaluation increases / (decreases) recognised in the Revaluation Reserve	(122,610)	33,860	0	0	47	0	(88,703)	8,225	0
Revaluation increases / (decreases) recognised in the Surplus / Deficit on the Provision of Services	(99)	(12,448)	0	(119)	(66)	0	(12,732)	0	0
De-recognition – Disposals	(156)	(3,710)	(3,503)	(11)	(11)	0	(7,391)	0	(89,278)
Assets reclassified from Held for Sale	0	1	0	0	479	0	479	0	0
Other movements in Cost or Valuation	8,579	24,012	58	53	(453)	(33,114)	(865)	0	865
At 31 March 2024	1,477,115	1,941,604	55,394	1,626	10,250	24,790	3,510,779	515,933	Not applicable

Not applicable		Other land and buildings £000	Vehicles, plant and equipment £000	Community assets £000	Surplus assets £000	Assets under construction £000	Total property, plant and equipment £000	PFI assets included in property, plant and equipment £000	Infrastructure assets (Note 1) £000
Accumulated Depreciation and Impairment	Not applicable	Not applicable	Not applicable	Not applicable	Not applicable	Not applicable	Not applicable	Not applicable	Not applicable
As at 1 April 2023	0	85,317	19,517	9	17	0	104,860	31,681	Not applicable
Depreciation Charge	37,605	38,615	9,194	1	9	0	85,424	9,448	11,096
Depreciation written out to the Revaluation Reserve	(37,618)	(21,409)	0	0	0	0	(59,027)	(2,846)	0
Depreciation written out to the Surplus / Deficit on the Provision of Services	0	(6,024)	0	0	(5)	0	(6,029)	0	0
Impairment losses / (reversals) recognised in the Revaluation Reserve	0	0	0	0	0	0	0	0	0
Impairment losses / (reversals) recognised in the Deficit on the Provision of Services	0	0	0	0	0	0	0	0	0
De-recognition – Disposals	0	(2,194)	(3,503)	0	0	0	(5,697)	0	(89,278)

Not applicable		Other land and buildings £000	Vehicles, plant and equipment £000	Community assets £000	Surplus assets £000	Assets under construction £000	Total property, plant and equipment £000	PFI assets included in property, plant and equipment £000	Infrastructure assets (Note 1) £000
Eliminated on reclassification to Assets Held for Sale	0	0	0	0	0	0	0	0	0
Other movements in Depreciation and Impairment	13	(13)	0	0	0	0	0	0	0
At 31 March 2024	0	94,294	25,208	10	21	0	119,533	38,284	Not applicable

Net book value	Not applicable	Not applicable	Not applicable	Not applicable	Not applicable	Not applicable	Not applicable	Not applicable	Not applicable
At 31 March 2024	1,477,115	1,847,310	30,186	1,617	10,231	24,790	3,391,246	477,649	343,286
At 31 March 2023	1,531,317	1,810,694	34,798	1,464	10,173	33,095	3,421,541	475,847	326,785

Note 1

Infrastructure asset values have been disclosed in accordance with the Scottish Government's Finance Circular 9/2022 Statutory Override - Accounting for Infrastructure Assets. The council has applied both statutory overrides set out in the circular which are as follows:

- For accounting periods commencing from 1 April 2021 until 31 March 2025, a local authority is not required to report the gross carrying amount and accumulated depreciation for infrastructure assets.
- For the accounting periods from 1 April 2021 to 31 March 2025, the carrying amount to be derecognised in respect of a replaced part of an infrastructure asset is to be accounted for as a nil amount, and no subsequent adjustment can be made to the carrying amount of the asset with respect to that part.

The approach is set out in Note 36: Accounting Policies.

Capital commitments

At 31 March 2025, the council has entered into a number of contracts for the construction or enhancement of Property, Plant and Equipment for housing and non-housing projects in 2025/2026 and future years. The major commitments for both Housing and General Services are as follows:

Housing projects	£000	Non-housing projects	£000
New Build Housing	16,054	Outdoor Space - Lanark	131
Housing Investment projects including Heating	13,720	Hamilton Junctions Improvement	1,700
Projects, Windows and Doors, Fire Doors, External Fabric Upgrades, Roofing and Environmental Works	0	SPT - Hairmyres Station Park and Ride	2,123
Not applicable	Not applicable	Schools ICT	89
Not applicable	Not applicable	Replacement SWISS Plus IT System	342
Not applicable	Not applicable	Lanark Library - Roof Replacement	575
Not applicable	Not applicable	Priory Changing Pavilion, Blantyre	410
Not applicable	Not applicable	Clydesdale Way	703
Not applicable	Not applicable	White Bridge and Pump Track	194
Not applicable	Not applicable	Canberra Primary School - PV Panels	110
Not applicable	Not applicable	Blantyre Leisure Centre - Library	207
Not applicable	Not applicable	Provision	369
Not applicable	Not applicable	St. John the Baptist Primary School - Roof and Kitchen works	1578
Not applicable	Not applicable	Leisure and Culture Transformation EK Masterplan	2117

Revaluations

The council carries out a rolling programme that ensures that all Property, Plant and Equipment required to be measured at fair value is revalued at least every five years. All valuations were carried out internally. Valuations of land and buildings were carried out in accordance with the methodologies and bases for estimation set out in the professional standards of the Royal Institution of Chartered Surveyors. Valuations of vehicles, plant and equipment are based on current prices where there is an active second-hand market or latest list prices adjusted for the condition of the asset.

Vehicles, plant and equipment, despite being valued in the Balance Sheet at current costs are not included in the five year revaluation programme as any changes in valuation are considered to be immaterial. Council dwellings are revalued every year.

The significant assumptions applied in estimating the fair values are:

- All valuations are prepared in accordance with the current edition of the RICS Valuation Standards.
- All valuations are provided by a Valuer directly employed by South Lanarkshire Council and are accordingly defined as internal valuations.

Valuation Assumptions

Unless the Appointed Valuer is advised or reports to the contrary, the following valuation assumptions shall apply to all asset valuations provided under this service:

- It is assumed that the Local Authority shall continue to provide the services to which the assets relate;
- It is assumed that the property valued, is not at the date of valuation, affected by any mining subsidence and will not be affected in the future;
- It is assumed that the site is stable and will not occasion any extraordinary costs with regard to mining subsidence;
- It is assumed that the title to the subject contains no onerous burdens and restrictive conditions and that it has not been ascertained what minerals, rights of support and compensation is attached to the land nor whether rights of use and re-entry have been reserved;
- It is assumed that the property and its value are unaffected by any matters which would be revealed by local search and replies to the usual enquiries or by inspection of any register and that its condition, use, or intended use was, is or will be lawful;
- It is assumed that the property has the necessary statutory consents for the current buildings and use and that there are no policies or proposals by statutory authorities that could impact positively or adversely on the value;
- No investigation shall be undertaken, or information provided regarding the use of hazardous or deleterious materials or techniques in the construction of the property. It is assumed that no such materials or techniques have been used;
- No investigation shall be undertaken, or information provided regarding the presence of contamination or hazardous substances in the property (including the site) and neighbouring properties. It is assumed that no such contamination or hazardous substances are present;
- No environmental assessment shall be carried out or information provided on the presence of naturally occurring radon gas.
It is assumed that no radon gas is present in the property;
- It is assumed that adequate repairs and maintenance is being undertaken; and
- Unless otherwise stated, the date of valuation shall be 1 April of the specified financial year.

Revaluation Programme

The table below shows the progress of the council's programme for the revaluation of Property, Plant and Equipment that ensures that all its PPE assets required to be measured at fair value are revalued at least every five years. The measurement basis used for determining the gross carrying amount, and the

significant assumptions applied in estimating the fair values are disclosed above and in Note 36 Accounting Policies under Section P 'Property, Plant and Equipment'.

Not applicable	Council dwellings £000	Other land and buildings £000	Vehicles, plant and equipment £0000	Infrastructure assets £000	Community assets £000	Surplus assets £000	Assets under construction £000	Total £000
Carried at historical cost	0	0	26,007	353,315	2,006	0	21,898	403,226
Valued at fair value	Not applicable	Not applicable	Not applicable	Not applicable	Not applicable	Not applicable	Not applicable	Not applicable
2024/25	1,668,237	722,524	0	0	0	2,105	0	2,392,866
2023/24	0	331,118	0	0	0	459	0	331,577
2022/23	0	295,816	0	0	0	716	0	296,532
2021/22	0	248,104	0	0	0	2,024	0	250,128
2020/21	0	410,514	0	0	0	5,765	0	416,279
5 years ago, and greater	0	0	0	0	0	0	0	0
Total Cost or Valuation	1,668,237	2,008,076	26,007	353,315	2,006	11,069	21,898	4,090,608

Note 21 Other assets – intangible, heritage and assets held for sale

Not applicable	Intangible assets 2024/25 £000	Intangible assets 2023/24 £000	Heritage assets 2024/25 £000	Heritage Assets 2023/24 £000	Assets held for sale 2024/25 £000	Assets held for sale 2023/24 £000
Cost or Valuation	Not applicable	Not applicable	Not applicable	Not applicable	Not applicable	Not applicable
Balance at 1 April	302	375	3,853	3,826	168	3,408
Additions	0	15	0	0	0	0
Revaluation increases / (decreases) recognised in the Revaluation Reserve	0	0	0	27	0	0
De-recognition – Disposals	0	(88)	0	0	0	(2,761)
Assets reclassified (to) / from Assets Held for Sale	10,145	0	0	0	0	(479)
Balance at 31 March	10,447	302	3,853	3,853	168	168
Accumulated Depreciation	Not applicable	Not applicable	Not applicable	Not applicable	Not applicable	Not applicable
Balance at 1 April	164	185	3,853	0	0	0
Depreciation charge	224	66	0	0	0	0
Depreciation – Disposals	0	(87)	0	0	0	0
Balance at 31 March	388	164	0	0	0	0
Net Book Value at 31 March	10,059	138	3,853	3,853	168	168

Note 22 Capital expenditure and capital financing

The total amount of capital expenditure incurred in the year is shown in the table below (including the value of assets acquired under finance leases and PFI/PPP contracts), together with the resources that have been used to finance it. Where capital expenditure is to be financed in future years by charges to revenue as assets are used by the council, the expenditure results in an increase in the Capital Financing Requirement (CFR), a measure of the capital expenditure incurred historically by the council that has yet to be financed. The CFR is analysed in the second part of this note.

Not applicable	General fund 2024/25 £000	HRA 2024/25 £000	Total 2024/25 £000	General fund 2023/24 £000	HRA 2023/24 £000	Total 2023/24 £000
Opening Capital Financing Requirement	1,102,027	307,217	1,409,244	1,089,036	292,706	1,381,742
Capital Investment	Not applicable	Not applicable	Not applicable	Not applicable	Not applicable	Not applicable
Property, Plant and Equipment	41,928	71,544	113,472	58,079	62,240	120,319
Intangible Assets	0	0	0	15	0	15
Decrease in PPP Finance Lease Liability	151,221	0	151,221	(7,097)	0	(7,097)
Impact of Applying Service Concession Flexibility	9,007	0	9,007	4,437	0	4,437
Sources of Finance	Not applicable	Not applicable	Not applicable	Not applicable	Not applicable	Not applicable
Capital Receipts	(1,340)	(202)	(1,542)	0	(1,966)	(1,966)
Government Grants and Other Contributions	(29,817)	(21,369)	(51,186)	(38,599)	(25,712)	(64,311)
Sums set aside from revenue:	Not applicable	Not applicable	Not applicable	Not applicable	Not applicable	Not applicable
▪ Direct Revenue Contributions	(1,289)	(33,506)	(34,795)	(576)	(20,046)	(20,622)
▪ Loans Fund Principal	(3,730)	(5)	(3,735)	(3,268)	(5)	(3,273)
Closing Capital Financing Requirement	1,268,007	323,679	1,591,686	1,102,027	307,217	1,409,244
Explanation of movements in year:	Not applicable	Not applicable	Not applicable	Not applicable	Not applicable	Not applicable
Increase in Underlying Need to Borrow	9,482	16,467	25,949	18,919	14,516	33,435
Loans Fund Repayments	(3,730)	(5)	(3,735)	(3,268)	(5)	(3,273)
Assets Acquired Under PFI/PPP Contracts	151,221	0	151,221	(7,097)	0	(7,097)
Impact of Applying Service Concession Flexibility	9,007	0	9,007	4,437	0	4,437
Increase / (Decrease) in Capital Financing Requirement	165,980	16,462	182,442	12,991	14,511	27,502

Note 23 Short term debtors

Not applicable	31 March 2025 £000	31 March 2024 £000
Trade Receivables	31,099	27,429
Prepayments	8,220	13,780
Other Receivable Amounts	60,787	61,039
Total	100,106	102,248

Note 24 Debtors for local taxation

The past due but not impaired amount for local taxation and non-domestic rates can be analysed by age as follows:

Not applicable	31 March 2025 Council Tax £000	31 March 2025 NDR £000	31 March 2024 Council Tax £000	31 March 2024 NDR £000
Less than one year	2,329	237	2,267	2,697
One to two years	854	345	357	0
Two to five years	0	0	0	0
More than five years	0	0	0	0
Total	3,183	582	2,624	2,697

Note 25 Short term creditors

Not applicable	31 March 2025 £000	31 March 2024 £000
Trade Payables	109,667	85,557
Other Payables	125,620	118,386
Total	235,287	203,943

Note: Included within the Other Payables balance of £125.620m are balances held on behalf of third parties totalling £6.595m. They relate to Lanarkshire Valuation Joint Board, Clyde Valley Learning and Development Joint Committee, SEEMIS LLP, Regen FX Youth Trust, Supplier Development Programme, Common Good and Trust Funds whose financial transactions are hosted in the council's Financial Management System.

Note 26 Provisions

Not applicable	Injury and damage compensation claims	Other provisions	Total
	£000	(1) £000	£000
Balance at 31 March 2024	536	1,676	2,212
Additional provisions made in 2024/25	0	607	607
Amount used in 2024/25	(536)	(1,676)	(2,212)
Unused amounts reversed in 2024/25	0	0	0
Unwinding of discounting in 2024/25	0	0	0
Balance at 31 March 2025	0	607	607

The above provisions can be further analysed into Short Term and Long Term as follows:

Not applicable	Injury and damage compensation claims	Other provisions	Total
	£000	(2) £000	£000
Short Term	0	607	607
Long Term	0	0	0
Balance at 31 March 2025	0	607	607

The majority of this amount relates to provisions in respect of orders for bespoke adaptations, and property dilapidations.

Note 27 Receipts in advance

The council has received a number of grants and contributions that have yet to be recognised as income. This is because they have conditions attached to them which requires the monies or property to be returned to the giver if these conditions are not met. These monies are committed to spend in 2024/2025.

The balances at 31 March 2025 are as follows:

Revenue Grants and Contributions	31 March 2025 £000	31 March 2024 £000
Big Lottery	0	0
UK Government	219	206
Clyde Gateway	85	85
National Health Service	30	13
Scottish Coal	498	498
Scottish Government	1,046	221
North Lanarkshire Council Business Gateway	300	0
North Lanarkshire Council ERDF	1,121	0
Wind Turbine Construction Compensation (Various)	140	140
Other	38	168

Revenue Grants and Contributions	31 March 2025 £000	31 March 2024 £000
Total	3,477	1,331

Note 28 Public private partnership and similar contracts

The council has two PPP or similar contracts: Secondary Schools PPP and Glasgow Southern Orbital.

Secondary Schools PPP: The council entered the PPP agreement in June 2006 for the provision of 17 new build schools (which includes 2 named Additional Support Needs schools) as well as the major refurbishment of Stonelaw High School and Hamilton Grammar. The Unitary Charge is index linked with the inflation rate in the January of the preceding financial year used to agree the charge for the new financial year. The agreement will last 30 years and will end in 2039/2040.

The unitary charge paid to the contractor includes the repayment of construction costs, interest and service charges and the projected payments due under the agreement, based on assumed RPI of 2.5% per annum.

Glasgow Southern Orbital: The council entered the PPP agreement in July 2006 for the Design, Build, Finance and Operate Contract which covered both the Glasgow Southern Orbital and the M77 Extension with a contract value of £130m. The agreement will last 30 years and will end in 2035/2036.

The actual payments made on PPP contracts are single sum unitary charge payments made to the contractor. For year-end accounting purposes we are required to calculate notional figures.

Payments remaining to be made under PFI contracts for both Schools and Glasgow Southern Orbital as at 31 March 2025 (assuming an inflation rate of 2.5% for Schools PPP and excluding any estimation of availability/ performance deductions) are as follows:

Not applicable	Payment For Services £000	Reimbursement Of Capital Expenditure £000	Interest £000	Contingent Rents £000	Total £000
Payable in 2025/2026	18,248	7,599	8,658	14,072	48,577
Payable within two to five years	88,375	28,979	30,720	58,675	206,750
Payable within six to ten years	99,019	57,409	27,973	104,451	288,852
Payable within eleven to fifteen years	91,670	70,569	9,669	120,286	292,284
Total	297,313	164,646	77,021	297,484	836,464

The impact of a 1% movement in inflation on the 2025/2026 Unitary charge payment would be £0.473m.

The liability outstanding to pay the contractor for capital expenditure incurred is as follows:

Not applicable	2024/25 £000	2023/24 £000
Balance outstanding at start of year	172,036	179,133
Payments during year	(7,390)	(7,097)
Capital expenditure incurred in the year	0	0
Reduction in liability for prepaid assets	0	0
Balance outstanding at year end	164,646	172,036

Implementation of PPP service concession flexibilities

In accordance with Accounting Policy S on page 105 and in line with Finance Circular 10/2022, the council implemented the permitted PPP Service Concession flexibility in financial year 2022/2023 on a retrospective annuity basis with a useful life of 50 years. The flexibility being applied is consistent with current council Loans Fund arrangements and is considered prudent, sustainable, and affordable over the life of the asset. The implementation of this arrangement has no impact on the payments made to the contractor.

The current notional repayments noted above have been compared against an annuity repayment profile based on the estimated useful asset lives for the each of the two PPP or similar arrangements, over the contract period. The most appropriate asset life is considered to be 50 years which replicates the useful asset life of other similar type assets held on the council's balance sheet (schools and roads). By applying the flexibility, a one-off combined retrospective saving of £59.733m was achieved. In addition to the one-off retrospective element, in-year savings have been realised in the scheduled debt repayments up to 2024/2025 of £18.078m. This will be followed by a reduction in the annual charges for further 16 years and then the continuation of the statutory charges after the PPP and similar contracts have been repaid. Over the full asset life of the arrangement, the total repayment for the debt liability remains the same.

PPP debt repayment	Original repayment £000	Revised repayment £000	Benefit / (Cost) £000
Pre 2024/2025	99,539	30,735	68,804
Paid in 2024/2025	13,451	4,444	9,007
Payable within one to five years	66,557	26,070	40,487
Payable within six to ten years	104,490	33,874	70,616
Payable within eleven to fifteen years	128,768	44,015	84,753
Payable within sixteen to twenty years	0	57,193	-57,193
Payable within twenty-one to twenty-five years	0	74,114	-74,114
Payable within twenty-six to thirty years	0	96,234	-96,234
Payable within thirty-one to forty-five years	0	46,126	-46,126
Total	412,805	412,805	0

Note 29 Pension schemes accounted for as defined contribution schemes

Teachers employed by the council are members of the Teachers' Pension Scheme, administered by the Scottish Government. The Scheme provides teachers with specified benefits upon their retirement, and the council contributes towards the costs by making contributions based on a percentage of members' pensionable salaries.

The Scheme is technically a defined benefit scheme. However, the Scheme is unfunded, and the Scottish Government uses a notional fund as the basis for calculating the employers' contribution rate paid by local authorities. The council is not able to identify its share of underlying financial position and performance of the Scheme with sufficient reliability for accounting purposes. For the purposes of the Financial Statements, it is therefore accounted for on the same basis as a defined contribution scheme.

South Lanarkshire Council's level of participation in the scheme is 5.23% based on the proportion of employer contributions paid in 2023/2024.

In 2024/2025, the council paid £48.420 million into the Teachers' Pension Scheme in respect of employer contributions, being 26.0% of pensionable pay. The figures for 2023/2024 were £41.558 million and 23.0% of pensionable pay.

The council is responsible for the costs of any additional benefits awarded upon early retirement outside of the terms of the teachers' scheme. These costs are accounted for on a defined benefit basis and detailed in Note 30.

Note 30 Pension schemes accounted for as defined benefit schemes

The post-employment scheme for employees other than teachers is the Local Government Pension Scheme (LGPS) and is administered in the West of Scotland by Glasgow City Council in respect of all local authorities and admitted bodies in the former Strathclyde area. This is a multi-employer scheme in which it is possible for an employer to identify its share of the assets and liabilities on a consistent and reasonable basis. Employer's liabilities can be evaluated directly by the Actuary at any time on membership data. Individual employer assets have been apportioned to each employer since 2002. Prior to that date, each employer was considered to have the same funding as the whole Fund.

Benefits

- It is a defined benefit final salary scheme, meaning that the council and employees pay contributions into a fund, calculated at a level to balance the pensions liability with investment assets.
- A new Career Average Related Earnings (CARE) pension scheme has been introduced from 1 April 2015. The pension accrual rate guarantees a pension that is built up at a rate of 1/49th of the pensionable pay in the financial year. The amount built up in the year is transferred to the member's pension account and at the end of each financial year the total in the member's pension account is adjusted in line with the cost of living to ensure it retains its purchasing power.
- For pension contributions from 2009 to 2015, the pension is based on 1/60th of final pensionable salary and years of service, and prior to 2009, the accrual rate guarantees a pension based on 1/80th and a lump sum based on 3/80th of final pensionable pay and years of pensionable service.
- There is no automatic entitlement to a lump sum. Members may opt to give up (commute) pension for lump sum up to the limits set by the Finance Act 2004. The scheme's retirement age is the normal age for the state pension. Pensions are increased annually in line with changes to the Pensions (Increase) Act 1971 and Section 59 of the Social Security Pensions Act 1975.

Governance

- The Strathclyde Pension Fund is operated under the regulatory framework for the LGPS in Scotland and the governance of the scheme is the responsibility of the Strathclyde Pension Fund Committee. This committee is comprised solely of Elected Members of Glasgow City Council. Employing authorities (including South Lanarkshire Council) are represented at the Strathclyde Pension Fund Representative Forum.
- Policy is determined in accordance with the Local Government Pension Scheme (Scotland) Regulations. Management of the Fund's investments is carried out by the Fund's Investment

Advisory Panel which selects and appoints a number of external investment managers/partners and monitors their investment performance.

- Under the Regulations, employers fall into three categories, scheme employers (also known as schedule bodies) such as South Lanarkshire Council, community admission bodies and transferee admission bodies. Admission agreements are generally assumed to be open-ended. However, either party can voluntarily terminate the admission agreement by giving an appropriate period of notice to the other parties. Any deficit arising from the cessation valuation will usually be levied on the departing admission body as a capital payment.

Principal risks

- The principal risks to the scheme are the longevity assumptions, statutory changes to the scheme, changes to inflation, bond yields and the performance of the investments held by the scheme. These are mitigated to a certain extent by the statutory requirements to charge the General Fund the amount due by statute as described in the accounting policy note.

Discretionary post-employment benefits

- Discretionary post-retirement benefits on early retirement are an unfunded defined benefit arrangement, under which liabilities are recognised when an award is made. There are no plan assets built up to meet these pension liabilities.

Legal and regulatory uncertainty

Section 37 confirmations (Virgin Media vs NTL Pension Trustees II Limited ruling)

The actuary has advised on an initial legal judgement from July 2023 regarding Section 37 confirmations. The actuary has made no additional allowance within the accounting balance sheet for this because at the time of writing the ruling only applies to the above-named private sector pension scheme; the legal judgement was subject to appeal; it is unknown whether there would be any potential remedy required to public service schemes (including the LGPS); it is unknown what the impact of any potential remedy would be and it is unknown whether Section 37 certificates exist for prior scheme amendments. Accordingly, no provision has been made in the accounts.

Guaranteed minimum pension equalisation/indexation treatment (Lloyd's Ruling)

Guaranteed Minimum Pension (GMP) was accrued by members of the Local Government Pension Scheme (LGPS) between 6 April 1978 and 5 April 1997. Strathclyde Pension Fund's actuary has allowed for the impact of full GMP indexation in the calculation of the latest funding valuation results. The Employer's funding valuation results are used as the starting point for the accounting roll forward calculations and therefore an allowance for full GMP indexation has already been included in the accounting disclosure.

Guaranteed minimum pension equalisation - historical transfers (further Lloyd's Ruling)

A further ruling was passed in relation to historical transfers, and it is the opinion of Strathclyde Pension Fund's actuary that this is unlikely to have a significant impact on the pension obligations of a typical employer. In addition, the historic individual member data to assess the impact is not readily available, therefore no allowance has been made in the calculations.

McCloud/Sargeant treatment ruling – age discrimination

When the Local Government Pension Scheme (LGPS) Scotland benefit structure was reformed in 2015, transitional protections were applied to certain older members close to retirement age. The benefits accrued from 1 April 2015 by these members are subject to an 'underpin' which means that they cannot be lower than what they would have received under the previous benefit structure.

In December 2018, the Court of Appeal upheld a ruling (McCloud case) that similar transitional protections were unlawful on the grounds of age discrimination. This means that the LGPS Scotland benefits accrued from 2015 may need to be enhanced so that all eligible members, regardless of age, will benefit from the underpin. The impact of this will depend on the compensation awarded, members' future salary increases, length of service, retirement age and whether (when) members withdraw from active service.

In 2019, Strathclyde Pension Fund's actuary included an estimate of the impact of this in their IAS19 reports and the Pension Liability reported in the council's Balance Sheet. In July 2020, the Government published a consultation covering Scotland which proposed amendments to the Local Government Pension Scheme in order to provide a remedy for the McCloud and Sargeant legal rulings and actuaries reviewed their assumptions in the IAS19 reports. The actuary has allowed for the McCloud judgement in the calculation of the latest funding valuation results. The Employer's funding valuation results are used as the starting point for the accounting roll forward calculations and therefore an allowance is included in the accounting disclosure.

Goodwin Treatment

Scottish Public Pension Agency circular (Local Government Pension Scheme 2020/04), refers to a ruling that same-sex survivors were originally entitled to survivor benefits, taking into account the member's service from 6 April 1978. Following the Goodwin Tribunal, regulatory amendments will now need to be made with effect from the same date to extend that entitlement to male spouse survivors of female members.

Previously, the male spouse survivor's entitlement was based on service accrued from 6 April 1988. The change is backdated to 5 December 2005, therefore affects the pension of male spouse survivors where their entitlement arose on or after 5 December 2005.

While there is still uncertainty surrounding the potential remedy to the Goodwin judgement, Strathclyde Pension Fund's actuary has carried out analysis in order to understand the potential impact of implementing a solution to correct the past underpayment of spouses' benefits and have ascertained that they feel the impact is very small for a typical fund (c0.1% of obligations), therefore no allowance has currently been made in the calculations.

Other cases (Walker and O'Brien)

The actuary has also highlighted 2 other court cases which may impact on Local Government Pension Scheme benefits in the future. The first was the Walker case where it was ruled that surviving spouses in same sex marriages should be entitled to the same benefits as those in different sex marriages and also the O'Brien case where it was ruled that recognition of part time benefits should apply to service for the period prior to 7 April 2000.

The Actuary's view remains unchanged from previous years and is that they are unlikely to be significant judgements in terms of impact on pension obligations. Until further guidance is released from the relevant governing bodies in the LGPS, no allowance has been made for the potential remedies for these judgements.

Transactions relating to post-employment benefits

The cost of retirement benefits is recognised in the reported Cost of Services when they are earned by the council's employees, rather than when the benefits are eventually paid as pensions. However, the charge that is statutorily required to be made against the Council Tax is based upon the pension contributions payable by the council in the year, and an adjustment is made in the Movement in Reserves Statement to achieve this.

The following transactions have been made in the accounting statements in 2024/2025 and the prior year 2023/2024.

Not applicable	31 March 2025 £000	31 March 2024 £000
Comprehensive Income and Expenditure Statement (CIES)	Not applicable	Not applicable
Cost of Services:		
Service cost comprising:	Not applicable	Not applicable
• current service cost	60,313	65,932
• past service costs	0	0
• unfunded benefits	0	0
Financing and Investment Income and Expenditure	Not applicable	Not applicable
• net interest expense	6,285	(32,312)
Total Post Employment Benefit Charged to the Surplus or Deficit on the Provision of Services	66,598	33,620
Other Benefits Charged to the CIES	Not applicable	Not applicable
Re-measurement of the net defined liability comprising:	Not applicable	Not applicable
• Expected return on pension fund assets	53,389	(137,234)
• Actuarial (gains) or losses arising on changes in demographic assumptions	(3,614)	(28,599)
• Actuarial (gains) or losses arising on changes in financial assumptions	(314,469)	(113,469)
• Actuarial (gains) or losses arising on changes in other experiences	(22,890)	190,037
• Actuarial (gains) or losses arising on de-recognition of Pension Asset	234,541	176,360
Total Post Employment Benefit Charged to the CIES	(53,043)	87,095
Net charge to the Surplus / Deficit on the Provision of Services brought forward	66,598	33,620
Movement in Reserves Statement (MIRS)	Not applicable	Not applicable
• Reversal of net charges made to the Surplus or Deficit on the Provision of Services for post-employment benefits in accordance with the Code	(37,369)	35,989
Actual amount charged against the General Fund balance for pensions in the year:	29,229	69,609
Employers' contributions payable to Strathclyde Pension Fund		

Pensions assets and liabilities recognised in the balance sheet

The amount included in the Balance Sheet arising from the council's obligation in respect of its defined benefit plans is per the table below. The net asset arising from the council's involvement in the defined benefit scheme totals £1,196.386m at 31 March 2025. However, this has been limited to £nil in line with the accounting requirements of IFRIC 14 to limit the recognition of a pension asset to the extent to which the council can recover the benefits through either refunds or reduced contributions. As the council is not able to withdraw from the scheme or recover funds directly, the asset is therefore limited to the forecast reductions in contributions as compared to the forecast future service costs. This has limited the recognition of the pension asset to £nil.

Separately the council has continued to recognise the unfunded element of its pension liabilities as there are no scheme assets to cover the future costs of these liabilities as they are due going forward.

Not applicable	31 March 2025 £000	31 March 2024 £000
Present Value of Funded Obligations	(1,784,877)	(2,008,726)
Fair Value of Pension Fund Assets	2,981,263	2,926,079
De-Recognition of Pension Fund Assets (Surplus) to Asset Ceiling	(1,196,386)	(917,353)
Net Asset / (Liability) arising from Funded Obligations	0	0
Teachers' Unfunded Pensions	(38,073)	(42,716)
Unfunded Liabilities for Pension Fund	(50,887)	(60,099)
Unfunded Liabilities Prior to 1996 Local Government Reorganisation	(9,032)	(10,941)
Present Value of Unfunded Obligations Accounted for Separately	(97,992)	(113,666)

A reconciliation of South Lanarkshire Council's share of the present value of Strathclyde Pension Fund's defined benefit obligation (liability) is as follows:

Not applicable	31 March 2025 £000	31 March 2024 £000
Opening balance at 1 April	(2,122,392)	(1,998,089)
Current service cost	(60,313)	(65,932)
Interest cost	(102,831)	(94,911)
Contributions by Pension Fund participants	(18,309)	(18,691)
Re-measurement gains and (losses)		
• Actuarial gains and losses arising on changes in demographic assumptions	3,614	28,599
• Actuarial gains and losses arising on changes in financial assumptions	314,469	113,469
• Actuarial gains and losses arising on changes in other experiences	22,890	(171,387)
Past service costs (including curtailment)	0	0
Settlements	0	0
Benefits paid	80,003	84,550
Closing balance at 31 March	(1,882,869)	(2,122,392)
Less Present Value of Unfunded Obligations Accounted for Separately	97,992	113,666
Present Value of Funded Obligations	(1,784,877)	(2,008,726)

A reconciliation of South Lanarkshire Council's share of the fair value of Strathclyde Pension Fund's assets is as follows:

Not applicable	31 March 2025 £000	31 March 2024 £000
Opening fair value of pension fund assets	2,926,079	2,676,522
Interest Income	141,038	127,223
Re-measurement gains and (losses)	Not applicable	Not applicable
• Expected rate of return on pension fund assets	(53,389)	137,234
• Actuarial gains and (losses)	0	0
• Actuarial losses arising on changes in other experiences	0	(18,650)
The effect of changes in foreign exchange rates	0	0
Contributions from employers	29,229	69,609
Contributions from employees into the scheme	18,309	18,691
Benefits paid	(80,003)	(84,550)
Closing balance at 31 March	2,981,263	2,926,079

Analysis of pension fund's assets

Not applicable	31 March 2025 Quoted Prices in Active Markets £000	31 March 2025 Prices not quoted in Active Markets £000	31 March 2025 Total £000	31 March 2024 Quoted Prices in Active Markets £000	31 March 2024 Prices not quoted in Active Markets £000	31 March 2024 Total £000
Cash and cash equivalents	0	72,538	72,538	4,558	49,683	54,241
Equity Instruments	617,603	1,927	619,530	590,977	641	591,618
Debt Instruments	0	0	0	0	0	0
Real Estate	0	224,930	224,930	0	230,076	230,076
Derivatives	0	(2)	(2)	0	0	0
Private Equity	0	689,123	689,123	0	698,575	698,575
Investment Funds	10,915	1,364,229	1,375,144	12,017	1,339,552	1,351,569
Total Assets	628,518	2,352,745	2,981,263	607,552	2,318,527	2,926,079

Basis for estimating assets and liabilities

The council's share of the net obligations of the Strathclyde Pension Fund is an estimated figure based on actuarial assumptions about the future and is a snapshot at the end of the financial year. The net obligation has been assessed using the "projected unit method", that estimates the pensions that will be payable in future years dependent upon assumptions about mortality rates, salary levels and so on.

The Fund's obligation has been assessed by Hymans Robertson, an independent firm of actuaries, and the estimates are based on the latest full valuation of the Fund at 31 March 2023. The significant assumptions used by the actuary are shown in the table below. Note 2 includes a sensitivity analysis for the pension obligation based on reasonably possible changes of these assumptions occurring at the reporting date.

Not applicable	31 March 2025 £000	31 March 2024 £000
Long term expected rate of return on assets in the Fund	Not applicable	Not applicable
• Equity investment	4.85%	4.75%
• Bonds	4.85%	4.75%
• Property	4.85%	4.75%
• Cash	4.85%	4.75%
Mortality Assumptions (years):	Not applicable	Not applicable
• Men	19.6	19.7
• Women	22.3	22.3
Longevity at 65 for future pensioners (years):	Not applicable	Not applicable
• Men	20.4	20.5
• Women	24.1	24.2
Rate of inflation	2.75%	2.82%
Rate of increase in salaries	3.45%	3.45%
Rate of increase in pensions	2.75%	2.75%
Rate for discounting Fund liabilities	5.80%	4.85%
Take-up option to convert annual pension into retirement lump sum	Not applicable	Not applicable
- Pre April 2009 service	75.0%	75.0%
- Post April 2009 service	75.0%	75.0%

Asset and liability matching (ALM) strategy

The main fund (Fund 1) of Strathclyde Pension Fund does not have an asset and liability matching strategy [ALM] as this is used mainly by mature funds. The Fund does match, to the extent possible, the types of assets invested to the liabilities in the defined benefit obligation. As is required by the pensions and investment regulations, the suitability of various types of investment has been considered, as has the need to diversify investments to reduce the risk of being invested in too narrow a range. The Fund invests in equities, bonds, properties and in cash.

Impact of high inflationary environment

The Fund's actuary had advised that the CARE, deferred pensioner and pensioner obligations are increased each April in line with previous September rate of CPI, and the April 2024 Pension Increase Order of 6.7% has been applied to the obligations within the 31 March 2024 closing Balance Sheet figures.

Impact on the authority's cash flow

The objectives of the Fund are to keep employers' contributions at as constant a rate as possible. The Fund has agreed a strategy to achieve a funding rate of 100% in the longer term. The Scheme is a multi-employer defined benefit plan and employers' contributions have been determined so that employee and employer rates are standard across all participating Local Authorities. Following the completion of the triennial valuation as at 31 March 2023, employers' contribution rates were set at a reduced rate of 6.5% for 2024/2025, from the previous 19.3%. They are due to increase up to 17.5% in 2026/2027.

The total contributions expected to be made by the council to Strathclyde Pension Fund in the year to 31 March 2026 is £20.002million.

The assumed weighted average duration of the defined benefit obligation for scheme members is 17.0 years.

Note 31 Contingent assets and liabilities

As at 31 March 2025 the council has the following material contingent liabilities:

Historical childhood abuse

The council recognises the potential for compensation claims deriving from the Scottish Government's Limitation (Childhood Abuse) Scotland Act 2017. At this stage the extent of the council's potential liability is unknown. The Government introduced a Redress Scheme in December 2021. This may have an impact on the extent of the council's liability. This cannot be quantified.

Strathclyde Regional Council intromissions

Glasgow City Council are the accounting authority for any intromissions in relation to claims/litigation for the former Strathclyde authorities. The council has included confirmed liabilities to date in the 2024/2025 Accounts, however, at this stage the extent of any further potential liability of the council is unknown.

Pensions

A ruling was passed in relation to historical transfers, and it is the opinion of Strathclyde Pension Fund's actuary that this is unlikely to have a significant impact on the pension obligations of a typical employer. In addition, the historic individual member data to assess the impact is not readily available, therefore no allowance has been made in the calculations. Given the uncertainty and the immaterial nature of any potential impact, no provision has been made in the Accounts.

A circular from the Scottish Public Pensions Agency (Local Government Pension Scheme 2020/04) refers to a ruling that same-sex survivors were originally entitled to survivor benefits, taking into account the member's service from 6 April 1978. Previously, the male spouse survivor's entitlement was based on service accrued from 6 April 1988. The change is backdated to 5 December 2005, therefore affects the pension of male spouse survivors where their entitlement arose on or after 5 December 2005. Following the Goodwin Tribunal, regulatory amendments will now need to be made with effect from the same date to extend that entitlement to male survivors of female members.

While this could have a financial impact on future years' costs, and the impact cannot yet be quantified, current information from the Strathclyde Pension Fund actuary suggests that this is likely to be minimal. Given the uncertainty, and the immaterial nature of any potential impact, no provision has been made in the Accounts.

In addition, the actuary also highlighted an awareness of 2 other court cases which may impact on pension benefits in the future. The first was the Walker case where it was ruled that surviving spouses in same sex marriages should be entitled to the same benefits as those in different sex marriages and also the O'Brien case where it was ruled that recognition of part time benefits should apply to service for the period prior to 7 April 2000. The actuary's understanding is that these are unlikely to be significant judgements in terms of impact on future pension obligations of Employers. Again, given the uncertainty, the immaterial nature of any potential impact, and as no further guidance has been released from the relevant governing bodies in the LGPS no provision has been made in the Accounts.

Finally, the actuary has advised on an initial legal judgement from July 2023 (Virgin Media vs NTL Pension Trustees II Limited ruling) regarding Section 37 confirmations. The actuary has made no additional allowance within the accounting balance sheet for this because at the time of writing the ruling only applies to the above-named private sector pension scheme; the legal judgement is currently being appealed; it is unknown whether there would be any potential remedy required to public service schemes (including the LGPS); it is unknown what the impact of any potential remedy would be and it is unknown whether Section 37 certificates exist for prior scheme amendments. Accordingly, no provision has been made in the accounts.

Job evaluation scheme

As part of the council's Job Evaluation Scheme, a range of posts have been identified as requiring review. Where there is no outcome agreed, any liability in respect of these reviews cannot be determined.

Contractor claims

There are no outstanding claims that have not been accounted for in the Accounts.

Note 32 Financial instruments

Categories of financial instruments

The following categories of financial instrument are carried in the Balance Sheet:

Not applicable	31 March 2025			31 March 2024		
Not applicable	Long Term £000	Current £000	Total £000	Long Term £000	Current £000	Total £000
Financial Assets	Not applicable	Not applicable	Not applicable	Not applicable	Not applicable	Not applicable
Fair value through profit and loss	0	0	0	0	0	0
Amortised Cost	0	23,836	23,836	0	13,784	13,784
Total Financial Assets	0	23,836	23,836	0	13,784	13,784
Financial Liabilities	Not applicable	Not applicable	Not applicable	Not applicable	Not applicable	Not applicable
Fair value through profit and loss	0	0	0	0	0	0
Amortised cost	(1,146,593)	(193,054)	(1,339,647)	1,145,408	70,486	1,215,894
Total Financial Liabilities	(1,146,093)	(193,054)	(1,339,647)	1,145,408	70,486	1,215,894

Income, expense, gains and losses

Not applicable	2024/25 surplus or deficit on the provision of services £000	2024/25 other comprehensive income and expenditure £000	2024/25 Total £000	2023/24 surplus or deficit on the provision of services £000	2023/24 Other comprehensive income and expenditure £000	2023/24 Total £000
Net Gains/Losses on:	Not applicable	Not applicable	Not applicable	Not applicable	Not applicable	Not applicable
Financial Assets Measured at Fair Value Through Profit and Loss	0	0	0	0	0	0
Financial Assets Measured at Amortised Cost	0	0	0	0	0	0
Investments in Equity Instruments Designated at Fair Value Through Other Comprehensive Income	0	0	0	0	0	0
Financial Assets Measured at Fair Value Through Other Comprehensive Income	0	0	0	0	0	0
Financial Liabilities Measured at Amortised Cost	0	0	0	0	0	0
Total Net Gains/Losses	0	0	0	0	0	0
Interest Revenue	Not applicable	Not applicable	Not applicable	Not applicable	Not applicable	Not applicable
Financial Assets Measured at Amortised Cost	3,711	0	3,711	8,922	0	8,922
Other Financial Assets Measured at Fair Value Through Other Comprehensive Income	0	0	0	0	0	0
Total Interest Revenue	3,711	0	3,711	8,922	0	8,922
Interest Expense	(38,921)	0	(38,921)	(39,065)	0	(39,065)
Fee Income	Not applicable	Not applicable	Not applicable	Not applicable	Not applicable	Not applicable
Financial Assets or Financial Liabilities that are not at Fair Value Through Profit and Loss	0	0	0	0	0	0
Trust and Other Fiduciary Activities	0	0	0	0	0	0
Total Fee Income	0	0	0	0	0	0
Fee Expense	Not applicable	Not applicable	Not applicable	Not applicable	Not applicable	Not applicable

Not applicable	2024/25 surplus or deficit on the provision of services £000	2024/25 other comprehensive income and expenditure £000	2024/25 Total £000	2023/24 surplus or deficit on the provision of services £000	2023/24 Other comprehensive income and expenditure £000	2023/24 Total £000
Financial Assets or Financial Liabilities that are not at Fair Value Through Profit and Loss	0	0	0	0	0	0
Trust and Other Fiduciary Activities	0	0	0	0	0	0
Total Fee Expense	0	0	0	0	0	0

Fair value of financial assets

There are no financial assets held at fair value.

Transfers between levels of the fair value hierarchy

There were no transfers between input levels 1 and 2 during the year.

Changes in the valuation technique

There has been no change in the valuation technique used during the year for the financial instruments.

The fair values of financial assets and financial liabilities that are not measured at fair value (but for which fair value disclosures are required)

All financial assets and liabilities held by the authority are carried in the Balance Sheet at amortised cost. Their fair value can be assessed by calculating the present value of the cash flows that take place over the remaining life of the instruments, using the following assumptions:

- For loans from the Public Works Loans Board (PWLB), premature repayment rates from the PWLB have been applied to provide the fair value under PWLB debt redemption procedures.
- For non PWLB loans, premature repayment rates from the PWLB have been applied to provide the fair value under PWLB debt redemption procedures.
- Where an instrument has a maturity of less than 12 months the fair value is taken to be the principal outstanding.

The fair values calculated are as follows:

Not applicable	2024/25 carrying amount £000	2024/25 Fair value £000	2023/24 carrying amount £000	2023/24 fair value £000
Financial Liabilities	Not applicable	Not applicable	Not applicable	Not applicable
Financial Liabilities held at amortised cost: PWLB Debt	(980,907)	(949,737)	(1,015,254)	(1,030,666)
Financial Liabilities held at amortised cost: Non PWLB Debt	(58,926)	(59,501)	(28,603)	(29,227)
PFI and Finance Lease Liabilities	(299,814)	(299,814)	(172,036)	(193,183)
Total Financial Liabilities	(1,339,647)	(1,309,052)	(1,215,893)	(1,253,076)
Financial Assets	Not applicable	Not applicable	Not applicable	Not applicable
Financial Assets held at amortised cost	23,836	23,836	13,784	13,784
Total Financial Assets	23,836	23,836	13,784	13,784

The fair value of the liabilities is greater than the carrying amount because the council's portfolio of loans includes a number of fixed rate loans where the interest rate payable is higher than the rates available for similar loans in the market at the balance sheet date. This shows a notional future loss (based on economic conditions at 31 March 2025) arising from a commitment to pay interest to lenders above current market rates.

The fair value of Public Works Loan Board (PWLB) loans of £949.737m measures the economic effect of the terms agreed with the PWLB compared with estimates of the terms that would be offered for market transactions undertaken at the Balance Sheet date, which has been assumed as the PWLB redemption interest rates. The difference between the carrying amount and the fair value measures the additional interest that the council will pay over the remaining terms of the loans under the agreements with the PWLB, against what would be paid if the loans were at prevailing market rates.

However, the authority has a continuing ability to borrow at concessionary rates from the PWLB rather than from the markets, termed the PWLB Certainty interest rates. A supplementary measure of the fair value as a result of its PWLB commitments for fixed rate loans is to compare the terms of these loans with the new borrowing rates available from the PWLB. If a value is calculated on this basis, the carrying amount of £980.907m would be valued at £889.479m. But, if the authority were to seek to avoid the projected loss by repaying the loans to the PWLB, the PWLB would raise a penalty charge, based on the redemption interest rates, for early redemption of £31.170m for the additional interest that will not now be paid. The exit price for the PWLB loans including the penalty charge would be £949.737m.

Fair value hierarchy for financial assets and financial liabilities that are not measured at fair value as at 31 March 2025

	Quoted prices in active markets for identical assets (level 1) £000	Other significant observable inputs (level 2) £000	Significant unobservable inputs (level 3) £000	Total £000
Recurring fair value measurements using:				
Financial Liabilities	Not applicable	Not applicable	Not applicable	Not applicable
Financial Liabilities held at amortised cost: PWLB Debt	0	(949,737)	0	(949,737)
Financial Liabilities held at amortised cost: Non PWLB Debt	0	(59,501)	0	(59,501)
PFI and Finance Lease Liabilities	0	(299,814)	0	(299,814)
Financial Assets	Not applicable	Not applicable	Not applicable	Not applicable
Financial Assets held at amortised cost	23,836	0	0	23,836
Total Assets / Liabilities	23,836	(1,309,052)	0	(1,285,216)

Fair value hierarchy for financial assets and financial liabilities that are not measured at fair value as at 31 March 2024

	Quoted prices in active markets for identical assets (level 1) £000	Other significant observable inputs (level 2) £000	Significant unobservable inputs (level 3) £000	Total £000
Recurring fair value measurements using:				
Financial Liabilities	Not applicable	Not applicable	Not applicable	Not applicable
Financial Liabilities held at amortised cost: PWLB Debt	0	(1,030,752)	0	(1,030,752)
Financial Liabilities held at amortised cost: Non PWLB Debt	0	(29,228)	0	(29,228)
PFI and Finance Lease Liabilities	0	(193,183)	0	(193,183)
	0	(1,253,163)	0	(1,253,163)
Financial Assets	Not applicable	Not applicable	Not applicable	Not applicable
Financial Assets held at amortised cost	13,784	0	0	13,784
Total Assets / Liabilities	13,784	(1,253,163)	0	(1,239,379)

Note 33 Disclosure of nature and extent of risks arising from financial instruments

Key risks

The council's activities expose it to a variety of financial risks:

- Credit Risk – the possibility that other parties might fail to pay amounts due to the council.
- Liquidity Risk – the possibility that the council might not have funds available to meet its commitments to make payments.
- Refinancing Risk – the possibility that the council might be required to renew a financial instrument on maturity at disadvantageous interest rates or terms.
- Market Risk – the possibility that financial loss might arise for the council as a result of changes in such measures as interest rates or stock market movements.

Overall procedures for managing risk

The procedures for risk management are set out through a legal framework set out in the Local Government (Scotland) Act 2003 and the associated regulations. These require the council to comply with the CIPFA Prudential Code and the CIPFA Treasury Management in the Public Services Code of Practice. Overall, these procedures require the council to manage risk in the following ways:

- by approving an investment strategy for the forthcoming year setting out its criteria for both investing and selecting investment counterparties;
- by formally adopting the requirements of the Code of Practice;
- by approving annually in advance prudential indicators for the following three years limiting:
 - The council's overall borrowing
 - Its maximum and minimum exposures to fixed and variable rates
 - Its maximum and minimum exposures of the maturity structure of its debt
 - Its maximum annual exposures to investments maturing beyond a year

These are required to be reported and approved at, or before, the council's annual Council Tax budget setting. These items are reported within the Annual Treasury Management Strategy which outlines the detailed approach to managing risk in relation to the council's financial instrument exposure. Actual performance is also reported quarterly to Members.

These policies are implemented by a central treasury team. The council maintains written principles for overall risk management, as well as written policies covering specific areas, such as interest rate risk, credit risk, and the investment of surplus cash through Treasury Management Practices (TMPs).

Nature and extent of risks – credit risk

Credit Risk arises from deposits with banks and financial institutions, as well as credit exposures to the council's customers

The council manages this risk by ensuring that investments are placed with the Debt Management Office, other local authorities or Banks and Building Societies having sufficiently high credit worthiness as set out in the Treasury Management Strategy.

The table below summarises the nominal value of the council's investment portfolio at the end of 31 March 2025 into the relative credit ratings.

Balance invested as at 31 March 2025 Counterparty/Country	Long term rating (fitch)	Up to 1 month £000	Greater than 1 month and up to 3 months £000	Greater than 3 months and up to 6 months £000	Greater than 6 months and up to 9 months £000	Greater than 9 months and up to 12 months £000	Greater than 12 months £000	Total £000
Debt Management Office	AA-	5,901	0	0	0	0	0	5,901
Total UK Government	Not applicable	5,901	0	0	0	0	0	5,901
Local Authorities	NR*	10,006	0	0	0	0	0	10,006
Total UK Local Authorities	Not applicable	10,006	0	0	0	0	0	10,006
Bank of Scotland	AA-	7,683	0	0	0	0	0	7,683

Balance invested as at 31 March 2025 Counterparty/Country	Long term rating (fitch)	Up to 1 month £000	Greater than 1 month and up to 3 months £000	Greater than 3 months and up to 6 months £000	Greater than 6 months and up to 9 months £000	Greater than 9 months and up to 12 months £000	Greater than 12 months £000	Total £000
The Royal Bank of Scotland	A+	246	0	0	0	0	0	246
Total UK Banks	Not applicable	7,929	0	0	0	0	0	7,929
Total	Not applicable	23,836	0	0	0	0	0	23,836

*NR = Not Rated

The Ratings are as at 31 March 2025 and are intended to provide an indication of credit risk. These are not necessarily the ratings of institutions at the time deposits were placed.

The Ratings above are from Fitch ratings. The Long-Term Rating is the benchmark measure of probability of default.

Amounts arising from expected credit losses

The council's investments have been assessed, and it has been concluded that the expected credit loss is not material and therefore no allowances have been made.

The following analysis summarises the council's potential maximum exposure to credit risk on the level of default on debtors.

Not applicable	2024/25 £000	Bad Debt Provision £000	2023/24 £000	Bad Debt Provision £000
Debtors	82,003	(7,961)	79,754	(6,049)

The Debtors figure above does not include debtors for Council Tax, Non-Domestic Rates and Council House Rents as these are not considered to be financial assets.

Of the gross Debtors figure included in the note, £20.109m (2023/2024: £14.504m) is considered to be past its date for payment. This past due amount can be analysed by age as follows:

Not applicable	2024/25 £000	2023/24 £000
Less than three months	11,251	7,998
Three to six months	1,790	1,359
Six months to one year	915	1,084
More than one year	6,153	4,063
Total	20,109	14,504

Nature and extent of risks – liquidity risk

Liquidity risk

As the council has ready access to borrowings from the Public Works Loans Board, there is no significant risk that it will be unable to raise finance to meet its commitments under financial instruments. There may be a risk that the council will be bound to replenish a significant proportion of its borrowings at a time of unfavourable interest rates.

The approved prudential indicator sets limits on the maturity structure of debt, and the council's approved treasury and investment strategies address the main risks, and the central Treasury team address the operational risks within the approved parameters. This includes:

- Monitoring the maturity profile of financial liabilities and amending the profile through either new borrowing or the rescheduling of existing debt.
- Monitoring the maturity profile of investments to ensure sufficient liquidity is available for the council's day to day cash flow requirements.

The maturity analysis of financial liabilities is as follows:

Not applicable	2024/25 £000	2023/24 £000
Less than one year	179,224	63,096
Between one and two years	70,115	120,153
Between two and five years	213,468	211,558
More than five years	577,026	649,051
Total	1,039,833	1,043,858

All trade and other payables are due to be paid in less than one year.

Nature and extent of risks – market risk

Interest rate risk

The council is exposed to interest rate movements on its borrowings and investments. Movements in interest rates have a complex impact on the council.

For instance, a rise in interest rates would have the following effects:

- **borrowings at variable rates** – the interest expense charged to the Comprehensive Income and Expenditure Statement will rise
- **borrowings at fixed rates** – the fair value of the liabilities borrowings will fall
- **investments at variable rates** – the interest income credited to the Comprehensive Income and Expenditure Statement will rise
- **investments at fixed rates** – the fair value of the assets will fall

Borrowings are not carried at fair value on the balance sheet, so nominal gains and losses on fixed rate borrowings would not impact on the surplus or deficit on the provision of services or other comprehensive income and expenditure. However, changes in interest payable and receivable on variable rate borrowings and investments will be posted to the surplus or deficit on the provision of services and affect the General Fund balance. Movements in the fair value of fixed rate investments that have a quoted market price will be reflected in the other comprehensive income and expenditure.

The council has a number of strategies for managing interest rate risk. The Annual Treasury Management Strategy draws together the council's prudential indicators and its expected treasury operations, including an expectation of interest rate movements. From this Strategy a prudential indicator is set which provides maximum and minimum limits for fixed and variable interest rate exposure. The central Treasury team will monitor market and forecast interest rates within the year to adjust exposures appropriately.

A sensitivity analysis has been carried out to assess the financial effect of a 1% variance in interest rates as suggested in the Code Guidance Notes 2024/2025.

If all interest rates had been 1% higher (with all other variables held constant) the financial effect would be:

Not applicable	£000
Increase in interest payable on variable rate borrowings	85
Increase in interest receivable on variable rate investments	751
Impact on Comprehensive Income and Expenditure Statement	836
Share of overall impact credited to the HRA	205
Decrease in fair value of fixed rate investment assets	0
Impact on Comprehensive Income and Expenditure Statement	0
Decrease in fair value of fixed rate borrowing liabilities (no impact on Comprehensive Income and Expenditure Statement)	(64,524)

The approximate impact of a 1% fall in interest rates would be as above but with the movements being reversed. These assumptions are based on the same methodology as used in the Note – Fair Value of Assets and Liabilities carried at Amortised Cost.

Price risk

The council does not invest in equity shares and is therefore not exposed to losses arising from movements in the price of shares.

Foreign exchange risk

The council has no financial assets or liabilities denominated in foreign currencies. It, therefore, has no exposure to loss arising from movements in exchange rates.

Note 34 Common Good

Common Good funds are for the benefit of the geographical areas of the former burghs and the council's Finance and Corporate Resources Committee considers the uses to which funds can be put.

Summary of Common Good Funds

2023/24 Total £000	Not applicable	Lanark £000	Biggar £000	Hamilton £000	Rutherglen £000	2024/25 Total £000
Not applicable	Income and Expenditure Accounts	Not applicable	Not applicable	Not applicable	Not applicable	Not applicable
286	Income for Year	740	1	253	6	1,000
(200)	Expenditure for Year	(714)	0	(96)	(1)	(811)
86	Surplus / (Deficit) To Balance Sheet	26	1	157	5	189
Not applicable	Balance Sheet	Not applicable	Not applicable	Not applicable	Not applicable	Not applicable
Not applicable	Fixed Assets	Not applicable	Not applicable	Not applicable	Not applicable	Not applicable
3,261	Property, Plant and Equipment	1,659	0	1,517	0	3,176
Not applicable	Investments	Not applicable	Not applicable	Not applicable	Not applicable	Not applicable
0	General	0	0	0	0	0
1,024	Advances to South Lanarkshire Council Loans Fund	318	26	775	133	1,252
0	Debtors	0	0	0	0	0
4,285	Total Assets	1,977	26	2,292	133	4,428
Not applicable	Current Liabilities	Not applicable	Not applicable	Not applicable	Not applicable	Not applicable
(18)	Creditors	Not applicable	Not applicable	Not applicable	Not applicable	Not applicable
4,267	Total Assets less Current Liabilities	1,973	26	2,275	133	4,407
Not applicable	Represented by:	Not applicable	Not applicable	Not applicable	Not applicable	Not applicable
2,787	Common Good Account	1,207	25	1,526	128	2,886
86	Surplus / (Deficit)	26	1	156	5	188
12	Amortisation of Revaluation Reserve	6	0	8	0	14
0	Gain / Loss on Disposal of Fixed Assets	(58)	0	0	0	(58)
2,885	Not applicable	1,181	26	1,690	133	3,030

2023/24 Total £000	Not applicable	Lanark £000	Biggar £000	Hamilton £000	Rutherglen £000	2024/25 Total £000
Not applicable	Revaluation Reserve	Not applicable	Not applicable	Not applicable	Not applicable	Not applicable
1,097	Opening Balance	790	0	593	0	1,383
297	Gain / Loss on Revaluation	8	0	0	0	8
(12)	Amortisation of Revaluation Reserve	(6)	0	(8)	0	(14)
1,382	Closing Balance	792	0	585	0	1,377
4,267	Not applicable	1,973	26	2,275	133	4,407

Note 35 Trust Funds

The council administers a total of 3 Trust Funds, all of which are historically significant and some of which are financially significant.

The most significant fund is the Loudon Bequest (shown within the Social Work section) which is used to finance holiday projects for elderly people. The balance of the fund as at 31 March 2024 was £0.814m.

The Education Trust balances were transferred to the new South Lanarkshire Council Educational Trust during 2022/23. Those Trust Funds shown under Charitable trusts held by the previous District Councils and are used to provide financial assistance to organisations and individuals that meet the terms set by the specific funds.

A report is made to the Finance and Corporate Resources Committee after the year end detailing the expenditure made from each fund and the balance remaining within the fund. The governance arrangements are considered and reviewed by the council.

These Trust Funds do not represent assets of the council and as a result are not included in the council's Balance Sheet. The individual funds have not been subject to a separate audit or audit opinion, however, they have been considered in overall terms, in the context of those materiality levels which apply to the council's Financial Statements.

Summary of Trust Funds

2022/23 Total £000	Not applicable	Charitable £000	The South Lanarkshire Charitable Trust £000	The South Lanarkshire Educational Trust £000	2023/24 Total £000	Note
Not applicable	Income and Expenditure Account	Not applicable	Not applicable	Not applicable	Not applicable	Not applicable
49	Income for Year	35	5	5	45	Not applicable
(17)	Expenditure for Year	(4)	(13)	(13)	(30)	Not applicable
(32)	Surplus / (Deficit) to Balance Sheet	31	(8)	(8)	15	Not applicable
Not applicable	Balance Sheet	Not applicable	Not applicable	Not applicable	Not applicable	Not applicable
830	Investments - General	814	10	0	824	Not applicable
363	Investments - South Lanarkshire Council	176	104	100	380	Not applicable
1,193	Net Assets	990	114	100	1,204	Not applicable

2022/23 Total £000	Not applicable	Charitable £000	The South Lanarkshire Charitable Trust £000	The South Lanarkshire Educational Trust £000	2023/24 Total £000	Note
Not applicable	Represented by:	Not applicable	Not applicable	Not applicable	Not applicable	Not applicable
832	Capital Account as at 1/4/2023	817	10	0	827	Not applicable
(2)	Movement During Year	(3)	0	0	(3)	1
830	Capital Account as at 31/3/2024	814	10	0	824	Not applicable
331	Revenue Account as at 1/4/2023	144	111	108	363	Not applicable
32	Movement During Year	32	(7)	(8)	17	2
363	Revenue Account as at 31/3/2024	176	104	100	380	Not applicable
1,193	Total Reserves	990	114	100	1,204	Not applicable

Note 1 The movement on the Capital Account represents the net purchase and sale of investments on the Loudon Bequest during the year, and the transfer of balances to the new South Lanarkshire Trusts.

Note 2 The movement on the Revenue Account represents the income and expenditure of the trust fund.

Note 36 Accounting policies

General principles

The Annual Accounts summarise the council's transactions for the 2024/2025 financial year and its position at the year-end of 31 March 2025. The council is required to prepare Annual Accounts by the Local Authority Accounts (Scotland) Regulations 2014, which section 12 of the Local Government in Scotland Act 2003 requires to be prepared in accordance with proper accounting practices. These practices primarily comprise the Code of Practice on Local Authority Accounting in the United Kingdom 2024/2025, supported by International Financial

Reporting Standards (IFRS) and statutory guidance issued under section 12 of the 2003 Act.

The accounting convention adopted in the Annual Accounts is principally historical cost, modified by the revaluation of certain categories of non-current assets and financial instruments.

The accounting policies have been applied consistently.

Accruals of income and expenditure

Activity is accounted for in the year that it takes place, not simply when cash payments are made or received. In particular:

- Revenue from contracts is recognised reflecting the transfer of goods or services to the recipient at the amount which the council expects to be entitled to in exchange for those goods or services.
- Other revenue is recognised when the council can measure reliably the percentage of completion of the transaction, and it is probable that economic benefits or service potential associated with the transaction will flow to the council.
- Supplies are recorded as expenditure when they are consumed – where there is a difference between the date supplies are received and their consumption, they are carried as stock on the council's Balance Sheet.
- Expenses in relation to services received are recorded as expenditure when the services are received, rather than when payments are made.
- The Corporate I-Procurement system operates across the council's service areas.
 - For all purchases made via the i-Procurement system, sundry creditors were accrued on the basis of all goods and services received by 31 March 2025, regardless of value and materiality. During the financial year, period end accruals have also been made on a similar period by period basis.
 - For any residual purchases, not made via the i-Procurement System sundry creditors are accrued on the basis of payments made during the first 3 weeks of April, together with specific accruals in respect of further material items.
- Interest payable on borrowings and receivable on investments is accounted for respectively as expenditure and income on the

basis of the effective interest rate for the relevant financial instrument rather than the cash flows fixed or determined by the contract.

- Where revenue and expenditure have been recognised but cash has not yet been received or paid, a debtor or creditor for the relevant amount is recorded in the Balance Sheet.
- Where revenue relating to a contract has been recognised but cash has not yet been received, this is recorded in the Balance Sheet as a contract asset.
- Where cash relating to a contract has been received in advance of the transfer of goods or services, this is recorded in the Balance Sheet as a contract liability.
- Where there is evidence that debts are unlikely to be settled, the balance of debtors is written down and a charge made to revenue for the income that might not be collected.

Where the council is acting as an agent for another party (for example in the collection of National Non- Domestic Rates and Council Tax), income and expenditure are recognised only to the extent that commission is receivable by the council for the agency services rendered or the council incurs expenses directly on its own behalf in rendering the services.

Cash and cash equivalents

Cash is represented by cash in hand and deposits with financial institutions repayable without penalty on notice of not more than 24 hours. Cash equivalents are investments that mature in three months or less from the date of acquisition and that are readily convertible to known amounts of cash with insignificant risk of change in value.

In the Cash Flow Statement, cash and cash equivalents are shown net of bank overdrafts that are repayable on demand and form an integral part of the council's cash management.

Charges to revenue for non-current assets

Services are debited or credited with the following amounts to record the cost of holding non-current assets during the year:

- depreciation attributable to the assets used by the relevant service
- revaluation and impairment losses on assets used by the service where there are no accumulated gains in the Revaluation Reserve against which the losses can be written off
- amortisation of intangible fixed assets attributable to the service
- the reversal of a revaluation or impairment loss previously charged to the Surplus or Deficit on the Provision of Services.

The council is not required to raise Council Tax to cover depreciation, revaluation and impairment losses or amortisation. However, it is required to contribute towards the reduction in its overall borrowing requirement through loans fund principal charges. Depreciation, revaluation and impairment losses and amortisations are therefore replaced by a statutory adjustment in the General Fund Balance, by way of an adjusting transaction with the Capital Adjustment Account in the Movement in Reserves Statement for the difference between the two.

Employee benefits

Benefits payable during employment

Short-term employee benefits (those that fall due wholly within 12 months of the year-end), such as wages and salaries, paid annual leave and paid sick leave and any non-monetary benefits for current employees, are recognised as an expense in the year in which employees render service to the council. An accrual is made against services in the Surplus or Deficit on the Provision of Services for the cost of holiday entitlements earned by employees but not taken before the year-end and which employees can carry forward into the next financial year. Any accrual made is required under statute to be reversed out of the General Fund Balance by a debit/credit to the

Accumulating Compensated Absences Account in the Movement in Reserves Statement.

In February 2018, the Scottish Government issued Financial Circular 2/2018 (replacing FC 3/2010), that amends the absences covered by the statutory mitigation. From 1 April 2018, the flexi and time in lieu absences are no longer covered by the statute and therefore cannot be reversed out.

In terms of the teachers Statutory Accumulated Compensated Absences, the methodology for 2024/2025 reflects the changes to teachers' terms and conditions as per SCNT 11/26 (12 July 2011).

Termination benefits

Termination benefits are amounts payable as a result of a decision by the council to terminate an officer's employment before the normal retirement date or an officer's decision to accept voluntary redundancy and are charged on an accruals basis to the Comprehensive Income and Expenditure Statement when the council is demonstrably committed to either terminating the employment of an officer or group of officers or making an offer to encourage voluntary redundancy.

Where termination benefits involve the enhancement of pensions, statutory provisions require the General Fund Balance to be charged with the amount payable by the council to the pension fund or pensioner in the year. In the Movement in Reserves Statement, appropriations are required to and from the Pensions Reserve to remove the notional debits and credits for termination benefits related to pensions enhancements and replace them with debits for the cash paid to the pension fund and pensioners and any such amounts payable but unpaid at the year end.

Post employment benefits

Employees of the council are members of two separate pension schemes:

- The Local Government Pension Scheme (Strathclyde Pension Fund), administered by Glasgow City Council.
- Teachers' Pension Scheme administered by the Scottish Pension Agency (Scottish Government).

Both schemes provided defined benefits to members (retirement lump sums and pensions), earned as employees worked for the council.

However, the arrangements for the teachers' scheme mean that liabilities for these benefits cannot be identified specifically to the council. The scheme is therefore accounted for as if it were a defined contributions scheme – no liability for future payment of benefits is recognised in the Balance Sheet and the Education Service line in the Comprehensive Income and Expenditure Statement is charged with the employer's contributions payable to Teachers' Pensions in the year.

The Local Government Pension Scheme

The Local Government Scheme is accounted for as a defined benefits scheme:

- The liabilities of the Strathclyde Pension Fund are included in the Balance Sheet on an actuarial basis using the projected unit method – that is an assessment of the future payments that will be made in relation to retirement benefits earned to date by employees, based on assumptions about mortality rates, employee turnover rates, for example, and projected earnings for current employees.
- Liabilities are discounted to their value at current prices, using a discount rate based on an average of high-quality corporate bonds.
- Assets of the Strathclyde Pension Fund are ordinarily included in the Balance Sheet at their fair value (current bid prices as required under IAS19), principally the bid price for quoted securities, estimated fair value for unquoted securities and market price for property. However, while the requirements of IAS19 have been applied in the current year, the significant nature of the Asset has been reviewed, and in line with IFRIC14, the asset has been de-recognised to equate to the level of the asset ceiling, provided by the Fund's actuary. This reflects the net present value of future service costs less the net present value of future obligations over

the future working lifetime as at 31 March 2025.

In relation to retirement benefits, statutory provisions require the General Fund Balance to be charged with the amount payable by the council to the pension fund or directly to pensioners in the year, not the amount calculated according to the relevant accounting standards. In the Movement in Reserves Statement, this means that there are appropriations to and from the Pensions Reserve to remove the notional debits and credits for retirement benefits and replace them with debits for the cash paid to the pension fund and pensioners and any such amounts payable but unpaid at the year end. The negative balance that arises on the Pensions Reserve thereby measures the beneficial impact on the General Fund of being required to account for retirement benefits on the basis of cash flows rather than as benefits are earned by employees.

Discretionary benefits

The council also has restricted powers to make discretionary awards of retirement benefits in the event of early retirements. Any liabilities estimated to arise as a result of an award to any member of staff (including teachers) are accrued in the year of the decision to make the award and accounted for using the same policies as are applied to the Local Government Pension Scheme.

Events after the reporting period

There are events, both favourable and unfavourable, that occur between the end of the reporting period and the date when the Annual Accounts is authorised for issue.

An adjustment is made to the financial statements where there is evidence that the event relates to the reporting period, otherwise the financial statements are not adjusted, and where the amount is material, a disclosure is made in the notes.

Events taking place after the date of authorisation for issue are not reflected in the Annual Accounts.

Material items of income and expenditure

When items of income and expenditure are material, their nature and amount is disclosed separately, either on the face of the Comprehensive

Income and Expenditure Statement or in the notes to the financial statements, depending on how significant the items are to an understanding of the council's financial performance.

Financial liabilities

Financial liabilities are recognised on the Balance Sheet when the council becomes a party to the contractual provisions of a financial instrument and initially measured at fair value and carried at their amortised cost.

For most of the borrowings that the council has, this means that the amount presented in the Balance Sheet is the outstanding principal repayable (plus accrued interest) and interest charged to the Comprehensive Income and Expenditure Statement is the amount payable for the year according to the loan agreement.

Costs associated with debt restructuring (premiums and discounts) are charged to the Financing and Investment Income and Expenditure line in the Comprehensive Income and Expenditure Statement in the year of repayment of the original debt in accordance with accounting regulations.

Where premiums and discounts have been charged to the Comprehensive Income and Expenditure Statement, regulations permit the costs of restructuring to be released to revenue over the period of the replacement loan. The reconciliation of amounts charged to the Comprehensive Income and Expenditure Statement to the net charge required against the General Fund Balance is managed by a transfer to or from the Financial Instruments Adjustment Account in the Movement in Reserves Statement.

Statutory repayment of loans fund advances

The repayment of loans fund advances ensures that the council makes a prudent provision each year to pay off an element of the accumulated loans fund advances made in previous financial years.

The policy for the repayment of loans fund advances is to use the most appropriate method of repayment for individual capital scheme or projects from the following methods:

- Asset Life Method – loans fund advances will be repaid with

reference to the life of an asset on an annuity basis.

- Funding/Income Profile Method – loans fund advances will be repaid by reference to an associated income stream.

For loans fund advances repaid using the annuity basis, the annual repayment will be calculated using an appropriate interest rate based on an average cost of funding capital advances to services.

The council's strategy for managing debt includes making additional voluntary repayments. These repayments will be used as a tool to reduce interest costs in the short to medium term by lowering the council's need to borrow. These additional voluntary repayments will be retained and used to offset higher loans fund repayments in the long term. All of this helps to ensure that charges to the revenue account remain prudent and affordable in the long term.

Financial assets

Financial assets are classified into two types:

- loans and receivables – assets that have fixed or determinable payments but are not quoted in an active market.
- available-for-sale assets – assets that have a quoted market price and/or do not have fixed or determinable payments.

Loans and receivables

Loans and receivables are recognised on the Balance Sheet when the council becomes a party to the contractual provisions of a financial instrument and are initially measured at fair value, then at amortised cost. For most of the loans that the council has made, this means that the amount presented in the Balance Sheet is the outstanding principal receivable (plus accrued interest) and interest credited to the Comprehensive Income and Expenditure Statement is the amount receivable for the year in the loan agreement.

Where assets are identified as impaired because of a likelihood arising from a past event that payments due under the contract will not be made, the asset is written down and a charge made to the Financing and Investment Income and Expenditure line in the Comprehensive

Income and Expenditure Statement. The impairment loss is measured as the difference between the carrying amount and the present value of the revised future cash flows discounted at the asset's original effective interest rate.

Available-for-sale assets

Available for sale assets are assets that have a quoted market price and / or do not have fixed or determinable payments and are recognised on the Balance Sheet when the council becomes a party to the contractual provisions of a financial instrument and are initially measured and carried at fair value. Where the asset has fixed or determinable payments, annual credits to the Financing and Investment Income and Expenditure line in the Comprehensive Income and Expenditure Statement for interest receivable are based on the amortised cost of the asset multiplied by the effective rate of interest for the instrument. Where there are no fixed or determinable payments, income (dividends) is credited to the Comprehensive Income and Expenditure Statement when it becomes receivable by the council.

Assets are maintained in the Balance Sheet at fair value. Values are based on the following principles:

- instruments with quoted market prices –the market price
- other instruments with fixed and determinable payments – discounted cash flow analysis
- equity shares with no quoted market prices –independent appraisal of company valuations.

The inputs to the measurement techniques are categorised in accordance with the following three levels:

- Level 1 inputs – quoted prices (unadjusted) in active markets for identical assets that the authority can access at the measurement date.
- Level 2 inputs – inputs other than quoted prices included within Level 1 that are observable for the asset, either directly or indirectly.
- Level 3 inputs – unobservable inputs for the asset.

Changes in fair value are balanced by an entry in the Available-for-Sale Reserve and the gain/loss is recognised in the Surplus or Deficit on Revaluation of Available-for-Sale Financial Assets. The exception is where impairment losses have been incurred – these are debited to the Financing and Investment Income and Expenditure line in the Comprehensive Income and Expenditure Statement, along with any net gain or loss for the asset accumulated in the Available-for-Sale Reserve.

Government grants and contributions

Government grants, third party contributions and donations are recognised as due to the council when there is reasonable assurance that:

- the council will comply with the conditions attached to the payments, and
- the grants or contributions will be received

Monies advanced as grants and contributions for which conditions have not been satisfied are carried in the Balance Sheet as Receipts in Advance. When conditions are satisfied, the grant or contribution is credited to the relevant service line (attributable revenue grants/contributions) or Taxation and Non- Specific Grant Income (non-ring-fenced revenue grants and all capital grants) in the Comprehensive Income and Expenditure Statement. Where capital grants are credited to the Comprehensive Income and Expenditure Statement, they are reversed out of the General Fund Balance in the Movement in Reserves Statement.

Where the grant has yet to be used to finance capital expenditure, it is posted to the Capital Grants Unapplied Account. Where it has been applied, it is posted to the Capital Adjustment Account. Amounts in the Capital Grants Unapplied Account are transferred to the Capital Adjustment Account once they have been applied.

Intangible assets

Expenditure on non-monetary assets that do not have physical substance but are controlled by the council as a result of past events

(for example, software licences) is capitalised when it is expected that it will bring benefits to the council for more than 12 months.

Intangible assets are measured initially at cost. Amounts are not revalued as the fair value of the assets held cannot be determined by reference to an active market. The depreciable amount of an intangible asset is amortised over its useful life to the relevant service line(s) in the Comprehensive Income and Expenditure Statement. The useful life of these assets is deemed to be five years.

Interests in companies and other entities

The council has material interests in companies and other entities that have the nature of associates and jointly controlled entities and require it to prepare group accounts. More information about these entities is detailed in the Group Accounts and Notes to the Group Accounts (pages 111-123).

Inventories

Inventories are included in the Balance Sheet at the lower of cost and net realisable value. The value of work in progress has been made at cost plus an appropriate proportion of overheads, with allowances for foreseeable losses.

Leases

The council adopted IFRS 16 (Leases) with effect from 1 April 2024. The main impact of the requirements of IFRS 16 is that, for arrangements previously accounted for as operating leases (where any leased equipment and property were not recognised as an asset, and future rents were not recognised as a liability), a right-of-use asset and a lease liability are now included on the balance sheet from 1 April 2024. The council has elected to apply recognition exemptions to low value assets (below £10,000 when new) and to short-term leases (existing leases that expire on or before 31 March 2025), and new leases with a duration of less than 12 months. A contract is, or contains a lease, if the contract conveys the right to control the use of an identified asset for a period of time in exchange for consideration.

Leases are classified as finance leases where the terms of the lease transfer substantially all the risks and rewards incidental to ownership of the property, plant or equipment from the lessor to the lessee. All other leases are classified as operating leases.

Overheads and support services

The 2016/2017 Code removed the requirement for councils to report on a total cost basis per the CIPFA Service Reporting Code of Practice. Councils are only required to reallocate overheads and support costs if this is how they treat/report these services in their management reports throughout the year.

The council reports these as services during the year and does not allocate them in the management reports, therefore the only overhead and support allocation will be to the Housing Revenue Account, where appropriate.

Property, plant and equipment

Assets that have physical substance and are held for use in the supply of goods or services, for rental to others or for administrative purposes and that are expected to be used during more than one financial year are classified as Property, Plant and Equipment.

Recognition

Expenditure on the acquisition, creation or enhancement of Property, Plant and Equipment is capitalised on an accruals basis. Expenditure that merely maintains the condition of an asset for example, repairs and maintenance is charged as an expense when it is incurred.

Measurement

Assets are initially measured at cost, comprising:

- the purchase price
- any costs attributable to bringing the asset to the location and condition necessary for it to be capable of operating in the manner intended by management

The council does not capitalise borrowing costs incurred whilst assets are under construction.

Assets are then carried in the Balance Sheet using the following measurement bases:

- dwellings – current value, determined using the basis of existing use value for social housing (EUV-SH)
- other land and buildings – current value, determined by the amount that would be paid for the asset in its existing use (existing use value – EUV)
- vehicles, plant and equipment – where non- property assets that have short useful lives or low values (or both), depreciated historical cost basis is used as a proxy for current value
- infrastructure, community assets and assets under construction – depreciated historical cost
- surplus assets – current value based on market value in highest and best use.

Where there is no market-based evidence of fair value because of the specialist nature of an asset, depreciated replacement cost is used as an estimate of fair value.

Council Dwellings and non-operational lease portfolio are valued annually. The remainder of the land and property assets are valued through a five year rolling programme. The programme is prioritised by asset type to ensure consistency. Increases in valuations are matched by credits to the Revaluation Reserve to recognise unrealised gains.

Where decreases in value are identified, the revaluation loss is accounted for as follows:

- where there is a balance of revaluation gains for the asset in the Revaluation Reserve, the carrying amount of the asset is written down against that balance (up to the amount of the accumulated gains)

- where there is no balance in the Revaluation Reserve or insufficient balance, the carrying amount of the asset is written down against the relevant service line(s) in the Comprehensive Income and Expenditure Statement.

The Revaluation Reserve contains revaluation gains recognised since 1 April 2007 only, the date of its formal implementation. Gains arising before that date have been consolidated into the Capital Adjustment Account.

The values for land and property assets in the accounts are based upon certificates produced by the council valuer who is MRICS qualified (Member of Royal Institute of Chartered Surveyors) and issued in the name of the council's Executive Director of Housing and Technical Resources.

Impairment or revaluation loss

Assets are assessed at each year end as to whether there is any indication that an asset may be impaired.

Where indications of impairment exist and any possible differences are estimated to be material, the recoverable amount of the asset is estimated and, where this is less than the carrying amount of the asset, an impairment loss is recognised for the shortfall.

Where impairment losses are identified, they are accounted for as follows:

- where there is a balance of revaluation gains for the asset in the Revaluation Reserve, the carrying amount of the asset is written down against that balance (up to the amount of the accumulated gains).
- where there is no balance in the Revaluation Reserve or insufficient balance, the carrying amount of the asset is written down against the relevant service line(s) in the Comprehensive Income and Expenditure Statement.

Where an impairment loss is reversed subsequently, the reversal is credited to the relevant service line(s) in the Comprehensive Income

and Expenditure Statement, up to the amount of the original loss, adjusted for depreciation that would have been charged if the loss had not been recognised.

Assets held for sale

Property, land and buildings are classified as 'Held for Sale' when the following criteria are met:

- The property is available for immediate sale in its present condition;
- The sale must be highly probable and an active programme to locate a buyer and complete the plan must have been initiated;
- The asset must be actively marketed for sale at a price that is reasonable in relation to its current fair value;
- The sale should be expected to qualify for recognition as a completed sale within one year (although events or circumstances, may extend the period to complete the sale beyond one year)

When these criteria are met, assets within the category 'Property, Plant and Equipment' will be reclassified to 'Assets Held for Sale'.

Disposals

When it becomes probable that the carrying amount of an asset will be recovered principally through a sale transaction rather than through its continuing use, it is reclassified as an Asset Held for Sale. The asset is revalued immediately before reclassification and then carried at the lower of this amount and fair value less costs to sell. Where there is a subsequent decrease to fair value costs to sell, the loss is taken to the Comprehensive Income and Expenditure Statement. Gains in fair value are recognised only up to the amount of any previously recognised losses in the Surplus or Deficit in Provision of Services.

Disposal and derecognition of infrastructure assets

When a component of an infrastructure asset is disposed of or decommissioned, the carrying amount of the component in the Balance Sheet is written off to the Other Operating Expenditure line

in the Comprehensive Income and Expenditure Statement as part of the gain or loss on disposal. Receipts from disposals (if any) are credited to the same line in the Comprehensive Income and Expenditure Statement, also as part of the gain or loss on disposal (netted off against the carrying value of the asset at the time of the disposal).

The written-off amounts of disposals is not a charge against the council tax, as the cost of non-current assets is fully provided for under separate arrangements for capital financing. Amounts are transferred to the Capital Adjustment Account from the General Fund Balance in the Movement in Reserves Statement.

Where any part of infrastructure assets are replaced, an adaptation provided in a separate update to the Code assumes that from the introduction of the IFRS based Code when parts of an asset are replaced or restored the carrying amount of the derecognised part will be zero because parts of infrastructure assets are rarely replaced before the part has been fully consumed.

Depreciation

Depreciation is provided for on all Property, Plant and Equipment assets. An exception is made for assets without a determinable finite useful life (that is freehold land and certain Community Assets) and assets that are not yet available for use (assets under construction).

Depreciation is calculated on the following bases:

- dwellings and other buildings – straight-line allocation over the useful life of the property as estimated by the valuer (dwellings 40 years, other buildings 10 – 50 years).
- vehicles, plant and equipment – straight line allocation over the useful life of the asset (3 – 20 years).
- infrastructure – straight line allocation over 40 years.

Where an item of Property, Plant and Equipment asset has major components whose cost is significant in relation to the total cost of the item, the components are depreciated separately, if the component

has a different useful life or depreciation method that differs significantly from the remainder of the asset.

Revaluation gains are also depreciated, with an amount equal to the difference between current value depreciation charged on assets and the depreciation that would have been chargeable based on their historical cost being transferred each year from the Revaluation Reserve to the Capital Adjustment Account.

Heritage assets

South Lanarkshire Council's heritage assets comprise collections held within the Museum Service, Archives and Information Service and the Library Service.

These collections reflect different aspects of our culture, identity and history.

Heritage Assets, where the cost or value of the asset are known, are recognised on the balance sheet at valuation and no depreciation is charged on these assets. A de-minimis level of £10,000 has been applied. Assets which have a value of less than £10,000 will not be recorded on the Balance Sheet.

Heritage assets will only be revalued where there is specific evidence that a revaluation is required and where the costs of the revaluation do not outweigh the benefit to users of the Annual Accounts.

The carrying amounts of heritage assets are reviewed where there is evidence of impairment, for example where doubts arise as to its authenticity.

Any impairment is recognised and measured in accordance with the council's general policies on impairment.

As a result of the cultural and education value of these assets, disposals of heritage assets tend to be rare. The proceeds of such disposals are accounted for in accordance with the council's general provisions relating to the disposal of property plant and equipment and disclosed separately in the Notes to the Accounts.

Public Private Partnership (PPP) and similar contracts

PPP and similar contracts are agreements to receive services, where the responsibility for making available the property, plant and equipment needed to provide the services passed to the PPP contractor. As the council is deemed to control the services that are provided under its PPP schemes and as ownership of the property, plant and equipment will pass to the council at the end of the contracts for no additional charge, the council carries the assets used under the contracts on its Balance Sheet as part of Property, Plant and Equipment.

The original recognition of these assets at fair value (based on the cost to purchase the property, plant and equipment) was balanced by the recognition of a liability for amounts due to the scheme operator to pay for the capital investment. For Secondary Schools' Modernisation Programme – Public Private Partnership (PPP), the liability was written down by an initial capital contribution of £48.050m.

The amounts payable to the PPP operators each year are analysed into five elements:

- fair value of the services received during the year – debited to the relevant service in the Comprehensive Income and Expenditure Statement.
- finance cost – an interest charge is debited to the Financing and Investment Income and Expenditure line in the Comprehensive Income and Expenditure Statement.
- contingent rent – increases in the amount to be paid for the property arising during the contract, debited to the Financing and Investment Income and Expenditure line in the Comprehensive Income and Expenditure Statement.
- payment towards liability – applied to write down the Balance Sheet liability towards the PPP operator (the profile of write-downs is calculated using the same principles as for a finance lease).
- lifecycle replacement costs – there have been no lifecycle costs to date.

The Scottish Government's 2022 Resource Spending Review contained details of a Service Concession flexibility that related to the council's PPP schools. The flexibility permits councils to undertake internal accounting changes that extend the period over which the principal repayment of the unitary charge can be made which results in a one-off credit to the General Fund and ongoing annual savings for a period of time. In the remaining years following the end of the SCAs, the rescheduled debt repayments continue until the debt liability has been extinguished. The council has applied the permitted change in the calculation of the statutory charge in 2024/25, and the adopted approach has been applied across all three such arrangements held by the council in line with the key accounting principle of consistency.

The annual unitary charge will continue to be paid to the contractor over the contract period. The guidance applies to principal and not to interest, service charge costs or grant. These will continue to be accounted for over the contract period.

The council has applied the permitted change in 2024/2025 and has been applied to the Secondary Schools PPP and the Glasgow Southern Orbital financial arrangement.

Annuity method for revised repayment of debt liability

The recalculation of the debt liability charges applies the annuity method to calculate the revised repayments. This method best represents the consumption of the assets over their useful lives.

This methodology is applied within the councils current Loans Fund repayment policy. The use of an annuity method for the writing down of the PPP debt liability therefore ensures a consistent approach for the writing down of all debt which is financing capital expenditure, in that;

- The annuity method provides a fairer charge than equal instalments as it takes account of the time value of money, whereby paying £100 in 10 years' time is less of a burden than paying £100 now.
- The schedule of charges produced by the annuity method thus results in a consistent charge over an asset's life, considering the real value of the amounts when they fall due.

- The annuity method is a prudent basis for providing for assets that provided a steady flow of benefits over their useful life.'

Useful economic life

The most appropriate asset life for the calculation is considered to be 50 years which replicates the useful asset life of other similar type assets held on the council's balance sheet, for example, schools. The council's Loans Fund methodology use a Useful Economic Life of 50 years when calculating the repayment of debt liability for borrowing to support capital expenditure for similar types of assets. The proposed application a useful economic life of 50 years for the council's 2 PPP or similar arrangement is therefore considered consistent with current council methodology.

Capital financing requirement

The reprofiling of the debt liability repayments over the life of the asset rather than the life of the contract increases the Capital Financing Requirement as at 1 April 2022. The increase in the Capital Financing Requirement will continue to be reduced by the revised repayments after each PPP or similar contract has expired until the end of the revised period.

Accounting treatment

The statutory adjustment can be made as at 1 April in the year the revised repayments are applied. This option was implemented in 2022/2023 and applied retrospectively. Being a cumulative statutory adjustment there was no prior year restatement of statutory adjustments in the Annual Accounts. The statutory adjustment up to 31 March 2022 resulted in a retrospective debit to the Capital Adjustment account in 2022/2023 with a corresponding credit in the Movement in Reserves Statement within the General Fund. Further in year annual reductions will be applied along similar lines as the retrospective adjustment until the end of the contract period for each of the three SCAs. Thereafter the revised charges will result in higher cost being charged to the General

fund that the current repayment profile until the end of the Useful Economic Life.

Provisions, contingent liabilities and contingent assets

Provisions

Provisions are made where an event has taken place that gives the council a legal or constructive obligation that probably requires settlement by a transfer of economic benefits or service potential, and a reliable estimate can be made of the amount of the obligation.

Provisions are charged as an expense to the appropriate service line in the Comprehensive Income and Expenditure Statement in the year that the council becomes aware of the obligation and measured at the best estimate at the Balance Sheet date of the expenditure required to settle the obligation, taking into account relevant risks and uncertainties.

When payments are eventually made, they are charged to the provision carried in the Balance Sheet. Estimated settlements are reviewed at the end of each financial year – where it becomes less than probable that a transfer of economic benefits will now be required (or a lower settlement than anticipated is made), the provision is reversed and credited back to the relevant service.

Contingent assets and liabilities

A contingent asset or liability arises where an event has taken place that gives the council a possible obligation whose existence will only be confirmed by the occurrence or otherwise of uncertain future events not wholly within the control of the council. Contingent assets and liabilities also arise in circumstances where a provision would otherwise be made but either it is not probable that an outflow of resources will be required, or the amount of the obligation cannot be measured reliably.

Contingent assets and liabilities are not recognised in the Balance Sheet but disclosed in a Note to the Accounts.

Reserves

Reserves are created by appropriating amounts out of the General Fund Balance in the Movement in Reserves Statement. When expenditure to be financed from a reserve is incurred, it is charged to the appropriate service in the Comprehensive Income and Expenditure Statement. The reserve is then appropriated back into the General Fund Balance in the Movement in Reserves Statement so that there is no net charge against council tax for the expenditure.

Usable reserves

The council has several reserve funds within this category. The Insurance Fund covers the main classes of insurance and is earmarked for insurance purposes. The Repairs and Renewals Fund provides for the upkeep of specific assets held by the council. The Capital Fund is used to meet the costs of capital investment and for the repayment of the principal element of borrowing.

Unusable reserves

Certain reserves are kept to manage the accounting processes for non-current assets, financial instruments and retirement benefits and that do not represent usable resources for the council. These reserves are explained in Note 13 on pages 66-68.

Revenue expenditure funded from capital under statute

Any expenditure incurred during the year that may be capitalised under statutory provisions but does not result in the creation of a non-current asset has been charged as expenditure to the relevant service in the Comprehensive Income and Expenditure Statement in the year. Where the council has determined to meet the cost of this expenditure from existing capital resources or by borrowing, a transfer is made in the Movement in Reserves Statement from the General Fund Balance to the Capital Adjustment Account, then reverses out the amount charged so that there is no impact on the level of council tax.

VAT

VAT payable is included as an expense only to the extent that it is not recoverable from His Majesty's Revenue and Customs. VAT receivable is excluded from income.

Note 37 Critical judgements in applying accounting policies

In applying the accounting policies set out in Note 36, the council has had to make certain judgments about complex transactions or those involving uncertainty about future events.

The critical judgements made in the Annual Accounts are:

- The council has entered into a Public Private Partnership (PPP) for the provision of secondary schools, their maintenance and related facilities. The annual unitary charge payable by the council in respect of this contract is allocated across the various expenditure headings. In the main, these transactions reflect the detailed financial model which is in line with the assumptions made within the service provider's operating model. However, in relation to the repayment of debt, the council previously took the opportunity to implement the guidance on Service Concessions and applied this in 2022/2023. This has no impact on the payments made to the contractor nor the lifetime of the contract. Further details are provided in Note 28.
- In assessing potential liabilities arising from legal claims against the council, legal opinion has been sought. The council has considered and assessed its exposure to potential liabilities and made provision where it is probable that an outflow of resources will occur and where the amount of liability can be reliably quantified. Where it is not possible to measure the liability or is not probable in the council's opinion that there will be a liability to meet, the contingent liability is disclosed in Note 31.
- The accounts have been prepared on a going concern basis as it is expected that despite the uncertainty around future finance settlements, that the council's process of delivering efficiency savings will provide sufficient resources to finance future liabilities.
- Assets held at current value are revalued on a 5 year rolling basis. The council asserts that at any point in time, the carrying amount does not differ materially from that which would be determined using current value

Supplementary statement no 1

Housing revenue account income and expenditure statement

This statement reflects the statutory requirement to account for local authority housing provision, as defined in the Housing (Scotland) Act 1987.

It shows the elements of expenditure incurred in the management and investment of the council's housing stock and the funding of this by rents, and other income.

The council has a duty to cover any deficit, and any accumulated surplus is carried forward to future years for use in the management and investment of its council housing stock.

Housing revenue account income and expenditure statement

2023/24 £000	Not applicable	£000	2024/25 £000
Not applicable	Expenditure	Not applicable	Not applicable
39,069	Repairs and Maintenance	42,937	Not applicable
31,725	Supervision and Management	25,025	Not applicable
38,238	Depreciation and Impairment on Non-Current Assets	39,730	Not applicable
1,844	Movement in the Allowance for Bad Debts	1,022	Not applicable
4,227	Other Expenditure	5,050	Not applicable
115,103	Total Expenditure	Not applicable	113,764
Not applicable	Income	Not applicable	Not applicable
(102,615)	Dwelling Rents	(110,672)	Not applicable
(3,024)	Non-Dwelling Rents	(3,601)	Not applicable
-	Housing Support Grants	0	Not applicable
-	Other Income	0	Not applicable
(105,639)	Total Income	Not applicable	(114,273)
9,464	Net Cost of HRA Services as included in the Comprehensive Income and Expenditure Statement	Not applicable	(509)
117	HRA Services share of Corporate and Democratic Core	Not applicable	105
0	HRA Share of Other Amounts included in the Whole council Net Cost of Services but not Allocated to Specific Services	Not applicable	0
9,581	Net Cost for HRA Services	Not applicable	(404)
Not applicable	HRA share of the operating income and expenditure included in the Comprehensive Income and Expenditure Statement:	Not applicable	Not applicable
827	(Gain) or Loss on the Disposal of Non-Current Assets	Not applicable	102

2023/24 £000	Not applicable	£000	2024/25 £000
9,786	Interest Payable and Similar Charges	Not applicable	12,374
(1,728)	Interest and Investment Income	Not applicable	(1,807)
(1,094)	Pension Interest Cost and Expected Return on Pension Assets	Not applicable	214
(25,705)	Capital Grants and Contributions Receivable	Not applicable	(21,360)
(8,333)	(Surplus)/Deficit for the Year on HRA Services		(10,881)

Note: The expenditure in the table above is higher than that included in the Comprehensive Income and Expenditure Statement (page 47) by £0.189 million (2023/2024: £0.099 million). This reflects the CIPFA Code of Practice requirement to transfer the movement in bad debt from the Net Cost of Services in the CIES to the Financing and Investment Income line, whilst in the Housing Revenue Account it remains part of the Net Cost of Services figure.

Statement of movement on the housing revenue account balance

2023/24 £000	Not applicable	Notes	£000	2024/25 £000
(12,861)	Balance on the HRA at the end of the Previous Year	Not applicable	Not applicable	(13,221)
(8,333)	Surplus / (Deficit) for the Year on HRA Income and Expenditure Statement	Not applicable	(10,881)	Not applicable
(17,345)	Adjustments Permitted by Accounting Standards	Not applicable	(17,810)	Not applicable
25,318	Adjustments between Accounting Basis and Funding Basis Under Statute	Not applicable	31,672	Not applicable
(360)	Net (Increase) / Decrease Before Transfers to or from Reserves	Not applicable	2,981	Not applicable
0	Transfers (to) or from Reserves	Not applicable	200	Not applicable
(360)	(Increase) / Decrease in the Year on the HRA	Not applicable	Not applicable	2,781
(13,221)	Balance on the HRA at the end of the Current Year	Not applicable	Not applicable	(10,440)

Housing revenue account disclosures

Adjustments permitted by accounting standards

2023/24 £000	Not applicable	2024/25 £000
(17,345)	Charge for Depreciation and Impairment of Non-Current Assets	(17,810)
(17,345)	Total	(17,810)

Adjustments between accounting basis and funding basis under statute

2023/24 £000	Not applicable	2024/25 £000
0	Adjustment involving Revaluation Reserve	0
(20,923)	Charge for Depreciation and Impairment of Non-Current Assets	(21,920)
(2,793)	Adjustment involving Capital Adjustment Account	(304)
25,695	Capital Grants and Contributions	21,350
5	Statutory Provision for the Financing of Capital Investment	5
20,046	Capital Expenditure funded by the HRA	33,506

2023/24 £000	Not applicable	2024/25 £000
1,966	Adjustment involving Capital Receipts Reserve	202
89	Adjustments involving Financial Instruments Adjustment Account	88
1,219	Adjustments involving the Pension Reserve	(1,275)
14	Adjustments involving the Statutory Accumulated Compensated Absences Account	20
25,318	Total	31,672

Housing stock

The council's housing stock at 31 March 2025 was 25,923 (25,742 at 31 March 2024) in the following categories:

2023/24 Number	Not applicable	2024/25 Number	Average Weekly Rent
12,129	Houses	12,236	£94.35
1,349	High Rise	1,353	£76.34
5,504	Tenements	5,544	£69.66
4,672	4 in a block	4,697	£84.49
2,088	Maisonettes	2,093	£70.03
25,742	Total	25,923	Not applicable

Rent arrears

Rent Arrears at 31 March 2025 were £7.795 million (£8.633 million at 31 March 2024).

Impairment of debtors

In 2024/2025 an impairment of £12.761 million has been provided in the Balance Sheet for irrecoverable rents, a decrease of £0.433 million from the provision in 2023/2024.

Exceptional or prior year adjustments

There were no exceptional items or prior year adjustments not disclosed in the statement.

Void rent loss

The figures above include rent loss on void properties of £2.625 million (£2.899 million for 2023/2024)

Supplementary statement no 2

National non-domestic rates income and expenditure statement

National Non-Domestic Rates (NNDR) income is collected by councils, but all income is then remitted to the Scottish Government, where it is pooled nationally, and re-distributed back to councils along with the General Revenue Grant. The table below details the actual levels of NNDR collected by the council, and the overall increase/decrease between the rates collected and the amount that the council is entitled to receive under the National Pooling arrangement.

2023/24 £000	Not applicable	2024/25 £000	Note
405,892	Gross rates levied and contributions in lieu	408,051	1
Not applicable	Less:	Not applicable	Not applicable
(38,627)	Reliefs and other deductions	(33,336)	Not applicable
0	Payments of interest	(483)	Not applicable
(6,206)	Provision of bad and doubtful debts	(3,055)	Not applicable
361,059	Net Non-Domestic Rate Income	371,177	Not applicable
0	Adjustment for years prior to the introduction of the pool	0	Not applicable
361,059	Contribution to the National Non-Domestic Rate pool	371,177	Not applicable
(19,523)	Net contribution (to) / from National Non-Domestic Rate pool	(5,159)	Not applicable
341,536	Gross Non-Domestic Rate Income to the Comprehensive Income and Expenditure Statement	366,018	Not applicable
0	Non-Domestic Rate income retained by council (BRIS)	0	2
341,536	Non-Domestic Rate Income per the Comprehensive Income and Expenditure Statement	366,018	Not applicable

Note 1 In 2024-2025, the gross rates levied amount of £408.051m includes an amount of £246.876m in relation to NDR Utilities which South Lanarkshire Council collected on behalf of the Scottish Government. This has resulted in a net contribution TO the NDRI pool FROM the council of £5.159m.

Note 2 The Business Rate Incentivisation Scheme (BRIS) permits the council to retain half of the NDR income, which exceeds the income target set by the Scottish Government. In 2023/2024, the council did not receive any additional funding from BRIS.

Not applicable	2024-2025 £
Analysis of Rateable Values:	Not applicable
Rateable Value at 01/04/24	782,677,809
Running Roll (Full Year Rateable Value)	(2,500,500)
Rateable Value at 31/03/25	780,177,309
Less: Wholly Exempt	(2,870,260)
Net Rateable Value at 31/03/25	777,307,049

Net rateable value calculation

The amount paid for Non-Domestic Rates is determined by the rateable value placed on the property by the Assessor multiplied by the Rate per £ (poundage) announced each year by the Scottish Government. The Scottish Government previously introduced three different property rates linked to the rateable value of properties. The 2024/25 rates are as follows:

- Basic Property Rate (£0.498)
- Intermediate Property Rate (£0.545)
- Higher Property Rate (£0.559)

Larger businesses with a Rateable Value between £51,001 and £100,000 pay an additional supplement of 4.7 pence in the pound and businesses with a Rateable Value over £100,000 pay an additional supplement of 6.1 pence in the pound, which contributes towards the cost of the Small Business Bonus Scheme. The Small Business Bonus Scheme provides a discount of between 0.5% and 100% to businesses in Scotland on individual properties with a rateable value of up to £20,000, with a maximum combined rateable value of £35,000.

For information, South Lanarkshire Council's Rateable Values at 1 April 2024:	£
Commercial	129,389,284
Industrial and Freight Transport	63,001,280
Public Undertakings	510,848,500
Other	79,438,745
Total	782,677,809

Supplementary Statement No 3

Council Tax Income and Expenditure Statement

Local councils raise taxes from residents by way of a property tax - the Council Tax - which is based on property values. Each dwelling house in a local authority area is placed into one of eight valuation bands A to H. The council declares a tax for band D properties and all other properties are charged a proportion of this, lower valued properties pay less, higher valued properties pay more.

2023/24 £000	Not applicable	2024/25 £000
208,679	Gross Council Tax levied and contributions in lieu	210,831
2,360	Adjustments for prior years Council Tax	2,178
211,039	Not applicable	213,009
Not applicable	Adjusted for:	Not applicable
(23,413)	Council Tax Reduction	(23,613)
(23,948)	Other discounts and reductions	(23,651)
(4,625)	Provision for Non-collection	(4,685)
159,053	Transfer to General Fund	161,060

From 1 April 2013, the Council Tax Reduction Scheme replaced Council Tax Benefit, with the resultant decrease in Council Tax Income shown in the Taxation and Non-Specific Grant Income line in the Comprehensive Income and Expenditure Statement. Council Tax Benefit grant and payments were previously disclosed as part of General Fund Housing in the Net Cost of Services.

The calculation of the Council Tax Base 2024/25

Not applicable	No. of Dwellings	No. of Exemptions	Disabled Relief	Discount 25%	Discount 50%	C Tax Reduction	Total Dwellings	Ratio to Band D	Band D Equivalent
Band A (discount)	0	0	(104)	12	0	0	92	5/9	51
Band A	37,399	1,747	(46)	5,262	271	10,837	19,328	6/9	12,885
Band B	32,031	1,226	(29)	4,106	240	6,610	19,878	7/9	15,460
Band C	28,103	691	7	2,794	160	3,771	20,680	8/9	18,382
Band D	23,364	368	(82)	1,856	124	1,685	19,413	9/9	19,413
Band E	21,787	296	95	1,255	68	733	19,340	473/360	25,408
Band F	14,658	117	64	541	39	286	13,611	585/360	22,117
Band G	7,487	55	82	245	23	87	6,995	705/360	13,697
Band H	610	11	11	17	4	3	564	882/360	1,382
Not applicable	Not applicable	Not applicable	Not applicable	Not applicable	Not applicable	Not applicable	Not applicable	Class 18 Dwellings	0
Not applicable	Not applicable	Not applicable	Not applicable	Not applicable	Not applicable	Not applicable	119,901	Total	128,795

Not applicable	Not applicable	Not applicable	Not applicable	Not applicable	Not applicable	Provision for non-collection (2.875%)	(3,703)
Not applicable	Not applicable	Not applicable	Not applicable	Not applicable	Not applicable	Council Tax Base	125,092

Dwellings fall within a valuation band between A to H which is determined by the Assessor. The council Tax charge is calculated using the Council Tax Base, for example, Band D equivalents. This value is then increased or decreased depending on the band. Based on the Council Tax base available to South Lanarkshire Council, the Band D charge for 2024/2025 was £1,300.81.

South Lanarkshire Council £ per year for 2024/2025

Band A	867.21
Band B	1,011.74
Band C	1,156.28
Band D	1,300.81

Band E	1,709.12
Band F	2,113.82
Band G	2,547.42
Band H	3,186.98

Group accounts

Group comprehensive income and expenditure statement

The Comprehensive Income and Expenditure Statement shows the accounting cost in the year of providing services in accordance with the CIPFA Accounting Code of Practice, rather than the amount to be funded from taxation. The council raises taxation to cover expenditure in accordance with regulations; this may be different from the accounting cost. The taxation position is shown in the Expenditure and Funding Analysis and Movement in Reserves Statements.

	2023/24	Net expenditure / (income) £000	Not applicable		2024/25	Net expenditure / (income) £000
Gross expenditure £000	Gross income £000			Gross expenditure £000	Gross income £000	
215,979	55,496	160,483	Community and Enterprise Resources	232,000	76,451	155,749
490,181	53,097	437,084	Education Resources	513,697	20,327	493,370
117,497	67,648	49,849	Finance and Corporate Resources	111,769	66,529	45,240
Not applicable	Not applicable	Not applicable	Housing and Technical Resources	Not applicable	Not applicable	Not applicable
115,202	105,649	9,553	Housing Revenue Account	113,953	114,283	(330)
81,368	55,198	26,170	Housing Other	75,047	52,904	22,143
505,694	266,428	239,266	Social Work Resources	509,487	265,185	244,302
2,052	0	2,052	Joint Board	1,864	0	1,864
2,377	12,003	(9,626)	Corporate Items	987	509	478
117	0	117	Corporate and Democratic Core (HRA)	105	0	105
0	0	0	Non-Distributed Costs – Non-Operational Assets (HRA)	0	0	0
200	286	(86)	Common Good	811	1,000	(189)
1,530,667	615,805	914,862	Net Cost of Services	1,559,920	597,188	962,732
650	0	650	Other Operating Expenditure (Note 9)	(7,628)	0	(7,628)
36,670	16,127	20,542	Financing and Investment (Income) and Expenditure (Note 10)	72,597	12,287	60,310
0	913,708	(913,708)	Taxation and Non-Specific Grant Income (Note 11)	0	989,521	(989,521)

Gross expenditure £000	2023/24 Gross income £000	Net expenditure / (income) £000	Not applicable	Gross expenditure £000	2024/25 Gross income £000	Net expenditure / (income) £000
1,567,987	1,545,640	22,347	(Surplus) on Provision of Services	1,625,249	1,598,996	26,253
Not applicable	Not applicable	(999)	Share of the (Surplus) or Deficit on the provision of services by associates	Not applicable	Not applicable	(7,436)
Not applicable	Not applicable	21,348	Group (Surplus) / Deficit	Not applicable	Not applicable	18,817
Not applicable	Not applicable	29,352	(Surplus) / Deficit on Revaluation of Fixed Assets	Not applicable	Not applicable	(209,253)
Not applicable	Not applicable	12,247	Re-measurement of the Pension Liability / (Asset)	Not applicable	Not applicable	(53,043)
Not applicable	Not applicable	1,006	Share of Other Comprehensive (Income) and Expenditure of Associates and Joint Ventures	Not applicable	Not applicable	(496)
Not applicable	Not applicable	42,605	Other Comprehensive (Income) and Expenditure	Not applicable	Not applicable	(262,792)
Not applicable	Not applicable	63,953	Total Comprehensive (Income) and Expenditure	Not applicable	Not applicable	(243,975)

Group balance sheet

The Balance Sheet shows the value as at the Balance Sheet date of the assets and liabilities recognised by the council. The net assets of the council (assets less liabilities) are matched by the reserves held by the council. Reserves are reported in two categories.

- The first category of reserves are usable reserves, that is those reserves that the council may use to provide services, subject to the need to maintain a prudent level of reserves and any statutory limitations on their use (for example the Capital Receipts Reserve that may only be used to fund capital expenditure or repay debt).
- The second category of reserves is those that the council is not able to use to provide services.

This category of reserves includes reserves that hold unrealised gains and losses (for example the Revaluation Reserve), where amounts would only become available to provide services if the assets are sold; and reserves that hold timing differences shown in the Movement in Reserves Statement line 'Adjustments between accounting basis and funding basis under regulations'.

Group 31 March 2024 £000		Single Entity 31 March 2025 £000	Group Adjustments 31 March 2025 £000	Group 31 March 2025 £000
	Not applicable			
3,738,085	Property, Plant and Equipment	4,113,384	3,416	4,116,800
3,853	Heritage Assets	3,853	0	3,853
138	Intangible Assets	10,059	0	10,059
89,029	Investments in associates and joint ventures	0	98,282	98,282
1,793	Long Term Debtors	1,910	0	1,910
0	Other Long Term Assets (Pension)	0	0	0
3,832,898	Non-Current Assets	4,129,206	101,698	4,230,904
0	Short Term Investments	0	0	0
4,966	Inventories	4,179	189	4,368
104,197	Short Term Debtors	100,106	1,349	101,455
168	Assets Held for Sale	168	0	168
19,656	Cash and Cash Equivalents (see cash flow notes)	25,031	7,897	32,928
128,987	Current Assets	129,484	9,435	138,919
(63,095)	Short Term Borrowing	(179,224)	0	(179,224)
(210,533)	Short Term Creditors	(235,287)	(5,430)	(240,717)
0	Contract Liability – IFRS15	0	0	0
(7,390)	Other Short-Term Liabilities (PPP / Finance Leases)	(17,142)	0	(17,142)
(1,676)	Provisions	(608)	0	(608)
(1,331)	Receipts in Advance	(3,476)	0	(3,476)
(284,025)	Current Liabilities	(435,737)	(5,430)	(441,167)
(649)	Long Term Creditors	0	(667)	(667)
(787)	Long Term Provisions	0	(251)	(251)
(980,762)	Long Term Borrowing	(860,609)	0	(860,609)
0	Liabilities in Associates and Joint Ventures	0	0	0
(164,646)	Other Long-Term Liabilities (PPP / Finance Lease)	(306,113)	(1,307)	(307,420)
(36,707)	Other Long-Term Liabilities (Pension)	(97,992)	0	(97,992)
(1,183,551)	Long Term Liabilities	(1,264,714)	(2,225)	(1,266,939)
2,494,309	Net Assets	2,558,239	103,478	2,661,717
133,689	Usable Reserves	147,568	0	147,568

2,189,055	Unusable Reserves	2,410,617	0	2,410,617
171,565	Group Reserves	0	103,478	103,478
2,494,309	Total Reserves	2,558,239	103,478	2,661,717

The notes on pages 117 to 123 form part of the group financial statements.

Jackie Taylor
Executive Director (Finance and Corporate Resources)

Group movement in reserves statement

This statement shows the movement in the year on the different reserves held by the council, analysed into 'usable reserves' (those that can be applied to fund expenditure or reduce local taxation) and other reserves. The Surplus or (Deficit) on the Provision of Services line shows the true economic cost of providing the council's services, more details of which are shown in the Comprehensive Income and Expenditure Statement. These are different from the statutory amounts required to be charged to the General Fund Balance and the Housing Revenue Account for council tax setting and dwellings rent setting purposes. The Net Increase/Decrease before Transfers to Earmarked Reserves line shows the statutory General Fund Balance and Housing Revenue Account Balance before any discretionary transfers to or from earmarked reserves undertaken by the council.

Not applicable	General fund balance £000	Housing revenue account £000	Revenue statutory funds repairs and renewals fund £000	Revenue statutory funds insurance fund £000	Capital statutory fund £000	Capital receipts reserve £000	Total usable reserves £000	Unusable reserves £000	Total council reserves £000	Council's share of usable reserves of subsidiaries and associates £000	Council's share of unusable reserves of subsidiaries and associates £000	Total group reserves £000
Balance at 1 April 2024	109,772	13,221	5,347	195	3,975	1,179	133,689	2,189,055	2,322,744	123,353	48,212	2,494,309
Restatement*	0	0	0	0	0	0	0	0	0	(78,003)	815	(77,188)
Restated Balance at 1 April 2024	109,772	13,221	5,347	195	3,975	1,179	133,689	2,189,055	2,322,744	45,350	49,027	2,417,121
<u>Movement in reserves during 2024/25</u>	Not applicable	Not applicable	Not applicable	Not applicable	Not applicable	Not applicable	Not applicable	Not applicable	Not applicable	Not applicable	Not applicable	Not applicable
Total Comprehensive Expenditure and Income	(37,682)	10,881	0	0	0	0	(26,801)	262,296	235,495	8,697	403	244,595
Adjustments permitted under accounting standards	15,113	17,810	0	0	0	0	32,923	(32,923)	0	0	0	0
Adjustments between accounting basis and funding basis under regulations	33,196	(31,672)	0	0	0	6,233	7,757	(7,757)	0	(4,091)	4,091	0

Not applicable	General fund balance £000	Housing revenue account £000	Revenue statutory funds repairs and renewals fund £000	Revenue statutory funds insurance fund £000	Capital statutory fund £000	Capital receipts reserve £000	Total usable reserves £000	Unusable reserves £000	Total council reserves £000	Council's share of usable reserves of subsidiaries and associates £000	Council's share of unusable reserves of subsidiaries and associates £000	Total group reserves £000
Adjustments for Changes in council's share of associates	0	0	0	0	0	0	0	0	0	0	0	0
Net Increase / (Decrease) before Transfers to Reserves	10,627	(2,981)	0	0	0	6233	13,879	221,616	235,495	4,606	4,494	244,595
Transfers to/ (from) Reserves	(1,402)	200	(224)	1,677	(191)	0	0	0	0	0	0	0
Increase / (Decrease) in Year	9,225	(2,781)	(224)	1,617	(191)	6233	13,879	221,616	235,495	4,606	4,494	244,595
Balance at 31 March 2025 carried forward	118,997	10,440	5,123	1,812	3,784	7,412	147,568	2,410,671	2,558,239	49,956	53,521	2,661,716

* There was one material restatements to the opening balance of the 2024/2025 Group Movement in Reserves Statement (£77.188m)

[illegible]

Not applicable	General fund balance £000	Housing revenue account £000	Revenue statutory funds repairs and renewals fund £000	Revenue statutory funds insurance fund £000	Capital statutory fund £000	Capital receipts reserve £000	Total usable reserves £000	Unusable reserves £000	Total council reserves £000	Council's share of usable reserves of subsidiaries and associates £000	Council's share of unusable reserves of subsidiaries and associates £000	Total group reserves £000
Net Increase / (Decrease) before Transfers to Reserves	(45,448)	360	0	0	0	1,838	(43,252)	(95,761)	(139,013)	72,370	2,690	(63,953)
Transfers to/ (from) Reserves	4,939	0	(2,263)	(1,216)	(801)	(660)	0	0	0	0	0	0
Increase / (Decrease) in Year	(40,511)	360	(2,263)	(1,216)	(801)	1,178	(43,252)	(95,761)	(139,013)	72,370	2,690	(63,953)
Balance at 31 March 2024 carried forward	109,772	13,221	5,346	195	3,975	1,178	133,689	2,189,055	2,322,744	123,353	48,212	2,494,309

Group cash flow statement

The Cash Flow Statement shows the changes in cash and cash equivalents of the council during the reporting period. The statement shows how the council generates and uses cash and cash equivalents by classifying cash flows as operating, investing and financing activities. The amount of net cash flows arising from operating activities is a key indicator of the extent to which the operations of the council are funded by way of taxation and grant income or from the recipients of services provided by the council. Investing activities represent the extent to which cash outflows have been made for resources which are intended to contribute to the council's future service delivery. Cash flows arising from financing activities are useful in predicting claims on future cash flows by providers of capital (that is borrowing) to the council. Further analysis of movements is provided in the cash flow notes following the statement.

2023/24 £000	Not applicable	2024/25 £000
(22,347)	Net surplus / (deficit) on the provision of services	(26,599)
26,550	Adjust net surplus / deficit on the provision of services for non-cash movements	175,318
(66,944)	Adjust for items included in the net surplus / deficit on the provision of services that are investing and financing activities	(58,626)
(62,741)	Net cash flows from Operating Activities	90,093
16,735	Investing Activities	(56,254)
(8,868)	Financing Activities	(20,345)
(54,874)	Net increase / (decrease) in cash and cash equivalents	13,494
75,553	Cash and cash equivalents at the beginning of the reporting period	20,686
20,679	Cash and cash equivalents at the end of the reporting period	34,180

Cash flow statement note – non-cash movements

The balance of non-cash movements is made up of the following elements:

31 March 2024 £000	Not applicable	31 March 2025 £000
103,434	Depreciation, impairment and amortisation of assets	101,364
(24,267)	Movement in creditors	29,350
(20,195)	Movement in debtors	5,468
(503)	Movement in inventories	598
(35,992)	Movement in pension liability	38,368
4,454	Carrying amount of non-current assets and non-current assets held for sale, sold or derecognised	507
(381)	Other non-cash items charged to the net surplus / deficit on the provision of services	(337)
26,550	Net cash flows from the provision of services for non-cash movements	175,318

Cash flow statement note – operating activities – items included in net surplus/(deficit) on the provision of services that are investing and financing activities

The cash flows for these activities include the following items:

2023/24 £000	Not applicable	2024/25 £000
(61,140)	Capital contributions and grants	(50,851)
(3,804)	Capital receipts applied	(7,775)
(66,944)	Net cash flows from items included in the net surplus / (deficit) on the provision of services that are investing and financing activities	(58,626)

Cash flow statement note – investing activities

2023/24 £000	Not applicable	2024/25 £000
(120,607)	Purchase of property, plant and equipment and intangible assets	(113,510)
(93,000)	Purchase of short term investments	(40,000)
3,804	Proceeds from the sale of property, plant and equipment and intangible assets	7,775
163,000	Proceeds from short term investments	40,000
63,538	Other receipts from investing activities	49,481
16,735	Net cash flows from investing activities	(56,254)

Cash flow statement note – financing activities

2023/24 £000	Not applicable	2024/25 £000
20,000	Cash receipts of short term and long term borrowing	145,000
(7,098)	Cash payments for the reduction of the outstanding liabilities relating to finance leases for PPP contracts	(16,575)
(21,770)	Repayments of short term and long term borrowing	(148,770)
(8,868)	Net cash flows from financing activities	(20,345)

Cash flow statement note – cash and cash equivalents

31 March 2024 £000	Not applicable	31 March 2025 £000
103	Cash held by officers	101
7,369	Bank current accounts	18,173
13,207	Short term deposits	15,906
20,679	Total cash and cash equivalents	34,180

The credit figures shown against Bank Accounts in 2025 relate to balances in the financial ledger. This is due to timing differences in posting transactions in the ledger. Actual balances held at bank are not in an overdraft position.

The group cash flow statement represents the single entity cash flow for South Lanarkshire Council adjusted for its subsidiaries, Routes to Work South, Common Good and South Lanarkshire Leisure and Culture Trust.

The adjusted figures are as follows:

	South Lanarkshire Council £000	Routes to Work South £000	Common Good £000	South Lanarkshire Leisure and Culture Trust £000	Total £000
Not applicable					
Net surplus / (deficit) on provision of services	(26,801)	7	188	7	(26,599)

	South Lanarkshire Council £000	Routes to Work South £000	Common Good £000	South Lanarkshire Leisure and Culture Trust £000	Total £000
Not applicable					
Adjust net surplus / (deficit) on the provision of services for non-cash movements	175,115	(460)	35	628	175,318
Adjust for items included in the net surplus / (deficit) that are investing and financing activities	(58,626)	0	0	0	(58,626)
Net Cash Flows from Operating Activities	89,688	(453)	223	635	90,093
Investing Activities	(56,553)	23	0	276	(56,254)
Financing Activities	(20,345)	0	0	0	(20,345)
Net increase / decrease in cash and cash equivalents	12,790	(430)	223	911	13,494
Cash and cash equivalents at beginning of period	12,241	2,109	1,029	5,307	20,686
Cash and cash equivalents at end of reporting period	25,031	1,679	1,252	6,218	34,180

Notes to group financial statements

Note 1 Group expenditure and funding analysis

Net expenditure chargeable to the general fund and HRA balance £000	2023/24	Net expenditure in the comprehensive income and expenditure statement £000		Net expenditure chargeable to the general fund and HRA balance £000	2024/25	Net expenditure in the comprehensive income and expenditure statement £000
	Adjustments between the funding and accounting basis £000				Adjustments between the funding and accounting basis £000	
			Not applicable			
137,700	22,783	160,483	Community and Enterprise Resources	128,375	27,374	155,749
439,940	(2,856)	437,084	Education Resources	482,703	10,667	493,370
47,993	1,856	49,849	Finance and Corporate Resources	40,103	5,137	45,240
Not applicable	Not applicable	Not applicable	Housing and Technical Resources	Not applicable	Not applicable	Not applicable
(360)	9,913	9,553	Housing Revenue Account	2,981	(3,311)	(330)
16,432	9,738	26,170	Housing Other	15,972	6,171	22,143
237,204	2,062	239,266	Social Work Resources	235,309	8,993	244,302
2,052	0	2,052	Joint Board	1,864	0	1,864
(14,193)	4,567	(9,626)	Corporate Items	(8,870)	9,348	478
0	117	117	Corporate and Democratic Core (HRA)	0	105	105

0	0	0	Non-Distributed Costs – Non- Operational Assets (HRA)	0	0	0
(86)	0	(86)	Common Good	(189)	0	(189)
866,682	48,180	914,862	Net Cost of Services	898,248	64,484	962,732
(821,513)	(71,002)	(892,515)	Other (Income) and Expenditure	(906,444)	(30,035)	(936,479)
45,169	(22,822)	22,347	(Surplus) or Deficit	(8,196)	34,449	26,253
(999)	0	(999)	Share of Associates	(7,436)	0	(7,436)
45,170	(22,822)	22,348	Not applicable	(15,632)	34,449	18,817

General fund including subsidiaries and HRA	General fund group associates	Total group general fund including HRA	Not applicable	General fund including subsidiaries and HRA	General fund group associates	Total group general fund including HRA
(146,186)	(91,317)	(237,503)	Opening General Fund and HRA Balance	(128,212)	(92,316)	(220,528)
45,169	(999)	44,170	Less/plus Surplus or Deficit on General Fund	(8,196)	(7,436)	(15,632)
(27,195)	0	(27,195)	Transfers to/from Other Reserves	(16,232)	54,867	38,635
(128,212)	(92,316)	(220,528)	Closing General Fund and HRA Balance	(152,640)	(44,885)	(197,525)

Adjustments from General Fund to arrive at the Comprehensive Income and Expenditure Statement

	Adjustments for capital purposes £000	Net change for the pensions adjustments £000	Other differences £000	Total adjustments between funding and accounting basis £000
2024/25				
Community and Enterprise Resources	21,085	6,437	(148)	27,374
Education Resources	28,423	11,012	(28,768)	10,667
Finance and Corporate Resources	1,876	3,174	87	5,137
Housing and Technical Resources	Not applicable	Not applicable	Not applicable	Not applicable
Housing Revenue Account	6,219	1,061	(10,591)	(3,311)
Housing Other	928	3,157	2,086	6,171
Social Work Resources	4,859	6,243	(2,109)	8,993
Joint Board	0	0	0	0
Corporate Items	0	0	9,348	9,348
Corporate and Democratic Core (HRA)	0	0	105	105
Non-Distributed Costs – Non-Operational Assets (HRA)	0	0	0	0
Net Cost of Services	63,390	31,084	(29,990)	64,484
Other Income and Expenditure from the Expenditure and Funding Analysis	(62,239)	6,285	25,919	(30,035)
Surplus or Deficit	1,151	37,369	(4,071)	34,449
Share of (Surplus) or Deficit on the Provision of Services by Associates	0	0	0	0
Difference between General Fund Surplus or Deficit and Comprehensive Income and Expenditure Statement Surplus or Deficit on the Provision of Services	1,151	37,369	(4,071)	34,449

	Adjustments for capital purposes £000	Net change for the pensions adjustments £000	Other differences £000	Total adjustments between funding and accounting basis £000
2023/24				
Community and Enterprise Resources	23,665	(766)	(116)	22,783
Education Resources	26,136	(1,037)	(27,955)	(2,856)
Finance and Corporate Resources	2,078	(348)	126	1,856
Housing and Technical Resources	Not applicable	Not applicable	Not applicable	Not applicable
Housing Revenue Account	18,217	(124)	(8,180)	9,913
Housing Other	9,918	(376)	196	9,738
Social Work Resources	3,224	(981)	(181)	2,062
Joint Board	0	0	0	0
Corporate Items	0	(45)	4,612	4,567
Corporate and Democratic Core (HRA)	0	0	117	117
Non-Distributed Costs – Non-Operational Assets (HRA)	0	0	0	0

Net Cost of Services	83,238	(3,677)	(31,381)	48,180
Other Income and Expenditure from the Expenditure and Funding Analysis	(67,489)	(32,312)	28,799	(71,002)
Surplus or Deficit	15,749	(35,989)	(2,582)	(22,822)
Share of (Surplus) or Deficit on the Provision of Services by Associates	23,665	(766)	(116)	22,783
Difference between General Fund Surplus or Deficit and Comprehensive Income and Expenditure Statement Surplus or Deficit on the Provision of Services	26,136	(1,037)	(27,955)	(2,856)

Note 2 Expenditure and income analysed by nature (group)

The council's expenditure and income are analysed below:

	2024/25 £000	2023/24 £000
Not applicable		
Expenditure	Not applicable	Not applicable
Employee Benefits Expenses	697,892	655,248
Other Services Expenditure	764,534	772,155
Support Services Recharges	0	0
Depreciation, Amortisation, Impairment	97,494	103,277
Interest Payment	68,065	69,598
Pension Net Interest Expense	6,285	(32,312)
Impairment on Financial Instruments	(1,752)	(531)
Loss on the Disposal of Assets	(7,268)	650
Total Expenditure	1,625,250	1,567,987
Income	Not applicable	Not applicable
Fees and Charges and Other Service Income	439,840	424,637
Interest and Investment Income	14,441	17,266
Impairment on Financial Instruments	(618)	414
Gain on the Disposal of Assets	0	0
Income from Council Tax	161,060	159,053
Government Grants and Contributions	984,274	944,270
Total Income	1,598,997	1,545,640
Surplus or Deficit on the Provision of Services	26,253	22,347

Note 3 Investments/liabilities in associates and joint boards

The group's share of the net asset/liabilities by associate and joint board is shown below:

Investments in associates and joint boards	31 March 2025 £000	31 March 2024 £000
Strathclyde Partnership for Transport	78,457	72,049
Strathclyde Concessionary Travel Scheme Joint Committee	558	775
South Lanarkshire Integration Joint Board	16,991	14,418
Lanarkshire Valuation Joint Board	1,024	763
Total	97,030	88,005

Liabilities in associates and joint boards	31 March 2025 £000	31 March 2024 £000
Lanarkshire Valuation Joint Board	0	0
Total	0	0

Note 4 Disclosure of interests in other entities

The council has adopted the recommendations of the Code in the United Kingdom 2024/2025, as supported by the International Financial Reporting Standard (IFRS), which requires local authorities to consider their interests in all types of entity to incorporate into Group Accounts.

A full set of Group Accounts, in addition to the council's accounts, has been prepared which incorporates material balances from identified associates and joint ventures.

The Financial Statements in the Group Accounts are prepared in accordance with the Accounting Policies set out in the Accounting Policies on pages 99-105.

Note 5 Financial impact of consolidation

By including the group entities (details of which are provided below), the effect on the Group Balance Sheet is an increase in both Reserves and Net Assets of £103.478M million. This represents the council's share of the net assets in these entities.

Note 6 Group entities

The Group Accounts consolidate the results of the council with eight other entities – Common Good Fund, four joint boards, South Lanarkshire Leisure and Culture Limited, Routes to Work South and Clyde Valley Learning and Development Joint Committee. The joint boards are:

- Strathclyde Partnership for Transport
- Strathclyde Concessionary Travel Scheme Joint Committee
- Lanarkshire Valuation Joint Board
- South Lanarkshire Integration Joint Board.

South Lanarkshire Council holds no shares in the bodies governed by these Boards.

The joint boards have a wide range of functions to discharge, and members of each Board are elected councillors and are appointed by the councils in proportions specified in the legislation.

Under accounting standards guidance, South Lanarkshire Council can be seen to have significant influence over these statutory bodies, through nominated council member involvement in the bodies' governing Boards.

The Boards are included within the Group Accounts even when our interest in these bodies is less than the 20% that is normally presumed to represent significant influence.

Further details on each of the Boards and the Trust are provided below:

Common Good Fund

The Common Good Fund is for the benefit of the geographical areas of the former burghs and is administered by the council. The council's share of the year-end net asset of £4.407m is included in the Group Balance Sheet.

The Common Good Account is included within the council's core financial statements Note 34.

Strathclyde Partnership for Transport

Strathclyde Partnership for Transport is the statutory body responsible for formulating the public transport policy for the 12 local authorities in the former Strathclyde area of the West of Scotland. The accounting period for the Board is the twelve months to 31 March 2025.

In 2024/2025, South Lanarkshire Council contributed 14.63% of the entity's estimated running costs. This body has been included as an associate in the council's Group Accounts, with the council's share of the year-end net asset of

Lanarkshire Valuation Joint Board

Lanarkshire Valuation Joint Board was formed in 1996 at local government re-organisation. The Board maintains the Electoral, Council Tax and Non-Domestic Rates registers for North and South Lanarkshire. The Board's running costs are met by the two member councils. Surpluses or deficits on the Board's operations are shared between the councils. The accounting period for the Board is the twelve months to 31 March 2025.

In 2024/2025, South Lanarkshire Council contributed 50.00% of the Board's estimated running costs. This body has been included as an associate in the Group Accounts, with the council's share of the year-end net assets

£78.457m included in the Group Balance Sheet.

Copies of the Board's accounts may be obtained from the Treasurer to Strathclyde Partnership for Transport, 131 St Vincent Street, Glasgow, G2 5JF. The accounts of the Partnership have been subject to audit.

Strathclyde Concessionary Travel Scheme Joint Committee

Strathclyde Concessionary Travel Scheme Joint Committee comprises the 12 councils within the West of Scotland and oversees the operation of the concessionary fares scheme for public transport within its area. The Strathclyde Passenger Transport Executive administers the Scheme on behalf of the Joint Committee. The accounting period for the Joint Committee is the twelve months to 31 March 2024.

In 2024/2025, South Lanarkshire Council contributed 14.93% of the Committee's estimated running costs. This body has been included as an associate in the council's Group Accounts with the council's share of the year-end net assets of £0.558m included in the Group Balance Sheet.

Copies of the Board's accounts may be obtained from the Treasurer to Strathclyde Concessionary Travel Scheme Joint Committee, 131 St Vincent Street, Glasgow, G2 5JF. The accounts of the Committee have been subject to audit.

of £1.024m included in the Group Balance Sheet.

The following additional disclosures are required under accounting regulations for Lanarkshire Valuation Joint Board because the council's share of the net assets of the Board exceeds 25%. The figures below show the entity's position before group percentages have been applied.

Not applicable	2024/25 £000	2023/24 £000
Expenditure	3,725	3,835
Total Comprehensive Income and Expenditure	(522)	50

Not applicable	2024/25 £000	2023/24 £000
Fixed Assets	557	113
Long Term Pension Assets	0	0
Current Assets	4,676	2,098
Liabilities due within one year	(2,269)	(193)
Liabilities due after one year	(435)	(493)
Capital and reserves	2,047	1,525
Contingent liabilities	0	0
Capital commitments	0	0

Copies of the Board's accounts may be obtained from the Treasurer to the Lanarkshire Valuation Joint Board, Floor 4, Council Offices, Almada Street, Hamilton, ML3 0AB. The accounts of the Board are subject to audit.

South Lanarkshire Integration Joint Board

South Lanarkshire Integration Joint Board was established by South Lanarkshire Council with NHS Lanarkshire to formally integrate health and social care provision within South Lanarkshire.

South Lanarkshire Council delegated resources of £182.365m or 24.71% of the Board's income in 2024/2025. This body has been included as a joint venture in the Group Accounts, with the council's 50.00% share of the year end net asset of £16.991m included in the Group Balance Sheet.

Not applicable	2024/25 £000	2023/24 £000
Expenditure	732,771	720,070
Total Comprehensive Income and Expenditure	(5,147)	9,105
Fixed Assets	0	0

Not applicable	2024/25 £000	2023/24 £000
Current Assets	33,982	28,835
Liabilities due within one year	0	0
Liabilities due after one year	0	0
Capital and Reserves	33,982	28,835
Contingent Liabilities	0	0
Capital Commitments	0	0

Copies of the Integration Joint Board accounts may be obtained from the Chief Financial Officer of the South Lanarkshire Integration Joint Board, Floor 8, Council Offices, Almada Street, Hamilton, ML3 0AB. The accounts of the Integration Joint Board have been subject to audit.

South Lanarkshire Leisure and Culture Limited

South Lanarkshire Leisure Limited was established as a Charitable Trust on 1 April 2002, changed to South Lanarkshire Leisure and Culture Limited in October 2010 and then became a SCIO on 3 April 2023.

It provides the council with a full range of leisure and cultural services within the South Lanarkshire area.

The Trust is entirely independent of the council under law and for taxation purposes. The council and the council's nominee company are the sole members of the SCIO. South Lanarkshire Council currently has 5 out of the 14 Board positions meaning 35.71% representation on the Board of Directors.

The SCIO meets the definition of a structured entity. This describes an entity that has been designed so that the relevant activities are directed by means of contractual arrangements. In recognition of this, South Lanarkshire Leisure and Culture SCIO is included in the Group Financial Statements as a 100% subsidiary.

The accounts of the SCIO are published separately and may be obtained from the Secretary, South Lanarkshire Leisure and Culture Limited, Floor 5, Council Offices, Almada Street, Hamilton, ML3 0AB. The accounts of the SCIO have been subject to audit.

The following additional disclosures are required under accounting regulations for South Lanarkshire Leisure and Culture Limited because the council's share of the net assets of the Board exceeds 25%.

Not applicable	2024/25 £000	2023/24 £000
Expenditure	37,807	43,241
Total Comprehensive Income and Expenditure	7	(176)
Fixed Assets	213	258
Long Term Assets	0	0
Current Assets	7,682	7,283
Liabilities due within one year	(4,482)	(5,153)
Liabilities due after one year	(667)	(649)
Capital and Reserves	1,439	259
Contingent Liabilities	0	0
Capital Commitments	0	0

On 3 April 2023, the status of South Lanarkshire Leisure and Culture Limited changed from a Charitable Trust to a Scottish Charitable Incorporated Organisation. This will have no impact on the relationship with the council moving forward.

Routes to Work South

Routes to Work South was established in 1998. Its main activity is supporting unemployed and workless residents of South Lanarkshire into employment, training or further education. Routes to Work South delivers services to the council and is funded by the council.

South Lanarkshire Council is the sole member of Routes to Work South. In recognition of this, Routes

to Work South is included in the Group Financial Statements as a 100% subsidiary.

The accounts of Routes to Work South are published separately and may be obtained from the Secretary, Routes to Work South, 1-5 Main Street, Cambuslang, Glasgow G72 7EX. The accounts have been subject to audit.

The following additional disclosures are required under accounting regulations for Routes to Work South because the councils' share of the net assets exceeds 25%.

Not applicable	2024/25 £000	2023/24 £000
Expenditure	3,257	3,030
Total Comprehensive Income and Expenditure	(7)	(13)
Fixed Assets	27	32
Current Assets	1,753	2,234
Liabilities due within one year	(928)	(1,420)
Liabilities due after one year	(251)	(251)
Capital and Reserves	602	595
Contingent Liabilities	0	0
Capital Commitments	0	0

Clyde Valley Learning and Development Joint Committee

Clyde Valley Learning and Development Joint Committee was established, with the backing of the Scottish Government's Efficiency and Reform Fund, to provide procurement of training activities to each of its member councils. South Lanarkshire Council is the lead authority for this project and its constituent membership totalled 20.00% in 2024/2025. This body has been included as an associate in the council's Group Accounts, however, as the Joint Committee net assets at 31 March 2025 are nil,

there has been no financial impact on South Lanarkshire's Single Entity Accounts.

The accounts of Clyde Valley Learning and Development Joint Committee are published separately and may be obtained from the Treasurer, Finance and Corporate Resources, Floor 4, Almada Street, Hamilton, ML3 0AB. The Accounts of the Joint Committee are subject to audit.

- West of Scotland Archaeology Service is a Joint Service established to provide planning related archaeological advice to its 11 member councils. South Lanarkshire Council contributed 9.45% of the estimated running costs of the Joint Service in 2024/2025, however, the financial results of this organisation have not been consolidated into the council's Group Accounts as the amounts are not material.
- Continuing Education Gateway is a consortium of 10 local authorities in the West of Scotland. It was formed in April 2000 to further the provision of careers and educational guidance services. South Lanarkshire Council contributed 14.50% of the consortium's estimated running costs in 2024/2025, however, the financial results of this organisation have not been consolidated into the council's Group Accounts as the amounts are not material.
- Glasgow and the Clyde Valley Strategic Development Planning Authority was established to advise the member authorities on the structure plan. The Joint Committee was wound up during the year but there is a small staff team that is moving over to the City Region. South Lanarkshire Council contributed 12.5% of the committee's estimated running costs in 2024/2025, however, the financial results of this organisation have not been consolidated into the council's Group Accounts

Note 7 Non-Material Interest in Other Entities

The council also has an interest in:

- Scotland Excel (previously Authorities Buying Consortium) is a Joint Committee established to serve the buying requirements of the councils within the former Strathclyde area. South Lanarkshire Council contributed 5.3% of Scotland Excel's estimated running costs in 2024/2025, but the financial results of this organisation have not been consolidated into the council's Group Accounts as the amounts are not material.

as the amounts are not material.
- SEEMIS Group LLP is a not-for-profit body whose principal activity is the provision of education related information technology solutions to its member councils. South Lanarkshire Council contributed 6.21% of the organisation's estimated running costs in 2024/2025, however, the financial results of this organisation have not been consolidated into the council's Group Accounts as the amounts are not material.
- Glasgow City Region – City Deal Cabinet was established on 20 January 2015. The purpose of the committee is to determine the Strategic Development Priorities for the Clyde Valley Region and to monitor and ensure delivery of the City Deal Programme as agreed between member authorities and the UK and Scottish Governments. The City Deal aims to deliver a £1.1 billion investment programme, including delivery of labour market and innovation programmes. South Lanarkshire Council contributed 17.7% of the organisation's running costs in 2024/2025, however, the financial results have not been consolidated into the council's Group Accounts as the amounts are not material.
- The Rural Development Trust is based in South Lanarkshire and works with local communities to deliver innovative solutions including resolving transport problems in rural areas and developing markets towns. The council supports the Rural Development Trust. The financial results have not been consolidated into the council's Group Accounts as the amounts are not material.

- Regen: FX Youth Trust was established as a Charitable Trust on 1 April 2007. It serves the council by developing and co-ordinating out of school diversion activities within the South Lanarkshire area. The Trust is entirely independent of the council under law and for taxation purposes. The council has neither any shares in, nor ownership of the Trust. The financial results have not been consolidated into the council's Group Accounts, as the amounts are not material.
- Clyde Gateway was established to re-develop large sections of the East End of Glasgow extending into Shawfield and Rutherglen in South Lanarkshire. The key stakeholders are Glasgow City Council, Scottish Enterprise and South Lanarkshire Council, with the two council partners providing land holdings on a phased basis over the anticipated 20-year lifetime of the project as well as capital funding. The financial results have not been consolidated into the council's Group Accounts as the amounts are not material.

Audit Arrangements

Under arrangements approved by the Commission for Local Authority Accounts in Scotland ("The Accounts Commission") the auditor with overall responsibility for the audit of the accounts of South Lanarkshire Council for the year ended 31 March 2025 is:

Audit Scotland
4th Floor
102 West Port
Edinburgh
EH3 9DN

Glossary of Terms

Much of the terminology used in this report is intended to be self-explanatory, however, the following additional definition and interpretation of terms may be helpful:

- . **Current Service Cost (Pensions)**
The increase in the current value of a defined benefit scheme's liabilities, expected to arise from employee service in the current financial year.
- . **Past Service Costs (Pensions)**
For a defined benefit scheme, the increase in the present value of the scheme's liabilities relating to employee service in prior years arising in the current financial year as a result of the introduction of, or improvement to, retirement benefits.
- . **Interest Cost (Pensions)**
For a defined benefit scheme, the expected increase during the financial year of the scheme's liabilities because the benefits are one year closer to settlement.
- . **Actuarial Gains and Losses (Pensions)**
For a defined benefit scheme, the changes in actuarial deficits or surpluses that arise because events have not coincided with the actuarial assumptions made for the last valuation (experience gains and losses) or the actuarial assumptions have changed.
- . **Pension Scheme Liabilities**
The liabilities of a defined benefits pension scheme for outgoings due after the valuation date. The scheme's liabilities, measured using the 'projected unit method', reflect the benefits that the employer is committed to provide for service up to the valuation date.
- . **Pension Reserve**
The Pension Reserve recognises the council's share of the actuarial gains and losses in the Strathclyde Pension Fund and the change in the council's share of the net liability chargeable to the Comprehensive Income and Expenditure Statement.
- . **Asset**
An item having value to the council in monetary terms. Assets are categorised as either current or non-current. A current asset will be consumed or cease to have material value within the next financial year (cash and stock). A non-current asset provides benefit to the council and the services it provides for a period of more than one year.
- 2. **Liability**
A liability is where the council owes payment to an individual or another organisation. A current liability is an amount which will become payable within the next financial year. A non-current liability is an amount which by arrangement is payable beyond the next year at some point in the future or to be paid off by an annual sum over the period of time.
- 3. **Contingent Liability**
A contingent liability is either:
 - A possible obligation arising from past events whose existence will be confirmed only by the occurrence of one or more uncertain events not wholly within the council's control, or
 - A present obligation arising from past events where it is not probable that a transfer of economic benefits will be required, or the amount of the obligation cannot be measured

with sufficient reliability.

4. Capital Expenditure and Financing

This is expenditure incurred in creating, acquiring or improving assets. Expenditure is normally financed by borrowing (with repayment over a period of years), income from the sale of existing assets, revenue funds or external grants and contributions.

5. Capital Financed from Current Revenue

This is expenditure incurred in creating, acquiring or improving assets where that expenditure is funded directly from the revenue account in the year in which it is incurred.

6. Non-Current Assets

Fixed Assets are created as a result of the capital expenditure incurred by the council. As such, they comprise buildings, property, vehicles, plant and machinery, and computer equipment.

7. Property, Plant and Equipment

These are assets with physical substance (tangible assets) that are held for use in the production or supply of goods and services, for rental to others, or for administrative purposes, and expected to be used during more than one year. These are further analysed in the Notes to the Accounts as follows:

- a) Council Dwellings – these are council houses
- b) Other Land and Buildings
- c) Vehicles, Plant and Equipment
- d) Infrastructure Assets – these are assets where there is no prospect of sale or alternative use for example, roads, bridges, tunnels, water supply and drainage systems
- e) Community Assets – assets that the council intends to hold in perpetuity that have no determinable useful life and may have restrictions on their disposal for example, open land and public parks.
- f) Surplus Assets – assets that are not being used to deliver services, but which do not meet the criteria to be classified as either investment properties or non-current assets held for sale.
- g) Assets Under Construction

14. Heritage Assets

Heritage assets are assets that have cultural, environmental, or historical association that make their preservation for future generations important. Heritage assets are maintained principally for their contribution to knowledge and culture, and it is this which distinguishes them from other assets for example, museum artefacts.

15. Assets Held for Sale

These are assets where the carrying value of the asset will be realised through its sale rather than continued use.

16. Intangible Asset

These are assets which do not have a physical substance (IT software and licences)

17. Depreciation

The measure of the cost of wearing out, consumption or reduction in the useful economic life of the council's non-current assets during the financial year, whether from use, the passage of time or obsolescence through technical or other changes.

18. Impairment

A reduction in the value of non-current asset to below its carrying value in the Balance Sheet.

19. Fair Value

The fair value of an asset is the price at which it could be exchanged in an arm's length transaction, less where applicable, any grants receivable towards the purchase or use of the asset.

20. Net Carrying Value

The amount at which non-current assets are included in the Balance Sheet, for example, historical cost or current value less the cumulative amounts provided for depreciation.

21. Accrual

The concept that income and expenditure are recognised as they are earned or incurred, not as the money is paid or received.

22. Provision

An amount put aside in the accounts for future liabilities or losses which are certain or very likely to occur but the amounts or dates or when they will arise are uncertain.

If you need this information in another language or format, please contact us to discuss how we can best meet your needs. Phone 0303 123 1015 or email equalities@southlanarkshire.gov.uk